

DESIGN DEVELOPMENT PACKAGE

GRADUATE THESIS

MA EXHIBITION & EXPERIENCE DESIGN
SUNY FASHION INSTITUTE OF TECHNOLOGY

GRACE WOELKERS

DRAWING LIST

EX.0.00 GENERAL

- EX.0.01 COVER PAGE
- EX.0.02 DRAWING LIST
- EX.0.03 SYMBOLS LIST

EX.1.00 EXECUTIVE SUMMARY

- EX.1.01 THESIS STATEMENT
- EX.1.02 SUBJECT
- EX.1.03 CLIENTS & PARTNERSHIPS
- EX.1.04 VENUE
- EX.1.05 AUDIENCE
- EX.1.06 GOALS
- EX.1.07 MAIN MESSAGE
- EX.1.08 INTERPRETIVE APPROACH
- EX.1.09 CONCEPT BOARD
- EX.1.10 GENERAL FLOORPLAN
- EX.1.11 CONCEPT & EXPERIENCE DIAGRAM
- EX.1.12 EMOTION DIAGRAMS
- EX.1.13 EXHIBITION OVERVIEW
- EX.1.14 EXTENDED DESIGN
- EX.1.15 EXHIBITION CONTENT OUTLINE
- EX.1.16 01A WAYFINDING
- EX.1.17 01B EXTERIOR STRUCTURE
- EX.1.18 01C ENTRANCE RENDER
- EX.1.19 02A RENDER & STORYBOARD
- EX.1.20 02B RENDER
- EX.1.21 03A RENDER
- EX.1.22 03B RENDER
- EX.1.23 TRANSITION RENDER
- EX.1.24 TRANSITION RENDER
- EX.1.25 04A RENDER
- EX.1.26 04B RENDER
- EX.1.27 05A RENDER & STORYBOARD
- EX.1.28 05B RENDER
- EX.1.29 06A RENDER
- EX.1.30 06B RENDER
- EX.1.31 07A RENDER
- EX.1.32 07B RENDER
- EX.1.33 08A RENDER
- EX.1.34 08B RENDER

- EX.1.35 09A STORYBOARD
- EX.1.36 09B RENDER
- EX.1.37 10A RENDER
- EX.1.38 10B RENDER
- EX.1.39 EXIT MATERIAL DESCRIPTION
- EX.1.40 RETROSPECTION RENDER
- EX.1.41 TAKEAWAY MOCKUP
- EX.1.42 EXIT RENDER

EX.2.00 SCHEDULES & LISTS

- EX.2.01 GRAPHIC SCHEDULE
- EX.2.02 GRAPHIC SPECIFICATIONS
- EX.2.03 GRAPHIC SPECIFICATIONS CONT'D
- EX.2.04 MATERIAL SCHEDULE
- EX.2.05 MATERIAL SCHEDULE CONT'D
- EX.2.06 MATERIAL SCHEDULE CONT'D
- EX.2.07 LIGHTING SCHEDULE
- EX.2.08 AV SCHEDULE
- EX.2.09 ARTIFACT SCHEDULE

EX.3.00 PLANS, ELEVATIONS & SECTIONS

- EX.3.01 MASTER FLOORPLAN
- EX.3.02 FOCUSED SITE FLOORPLAN
- EX.3.03 EXTERIOR STRUCTURE DETAIL
- EX.3.04 INTERIOR STRUCTURE DETAIL
- EX.3.05 GRAPHIC LOCATION PLAN
- EX.3.06 GRAPHIC LOCATION PLAN CONT'D
- EX.3.07 MATERIAL PLAN
- EX.3.08 REFLECTED CEILING PLAN
- EX.3.09 MEDIA PLAN
- EX.3.10 POWER & DATA PLAN
- EX.3.11 OVERALL SECTIONS
- EX.3.12 04A ACTIVITY DETAILS
- EX.3.13 04A ACTIVITY DETAILS CONT'D
- EX.3.14 05A ACTIVITY DETAILS

EX.4.00 VISUAL COMMUNICATION

- EX.4.01 VISUAL COMMUNICATION BRIEF
- EX.4.02 LOGO IDENTITY
- EX.4.03 COLOR PALETTE & FAMILIES
- EX.4.04 VISUAL IDENTITY
- EX.4.05 GRAPHIC LOOK & FEEL
- EX.4.06 GRAPHIC PRINCIPLES
- EX.4.07 WAYFINDING CORNER RENDER
- EX.4.08 MOCK-UP 01
- EX.4.09 MOCK-UP 02
- EX.4.10 MOCK-UP 03
- EX.4.11 MOCK-UP 04
- EX.4.12 MOCK-UP 05
- EX.4.13 GRAPHIC HIERARCHY

EX.5.00 GRAPHIC DETAILS

- EX.5.01 WAYFINDING SPECIFICATIONS
- EX.5.02 EXTERIOR GRAPHIC SPECIFICATIONS
- EX.5.03 EXTERIOR GRAPHIC ILLUSTRATIONS
- EX.5.04 AREA INTRODUCTION SPECIFICATIONS
- EX.5.05 AREA INTRODUCTION SPECIFICATIONS CONT'D
- EX.5.06 AREA INTRODUCTION ILLUSTRATIONS
- EX.5.07 AREA IDENTIFICATION SPECIFICATIONS
- EX.5.08 AREA INTRODUCTION ILLUSTRATIONS
- EX.5.09 MURAL SPECIFICATIONS
- EX.5.10 MURAL ILLUSTRATIONS
- EX.5.11 CONTENT GRAPHIC SPECIFICATIONS
- EX.5.12 CONTENT GRAPHIC ILLUSTRATIONS
- EX.5.13 TRANSITION SPACE SPECIFICATIONS
- EX.5.14 TRANSITION SPACE DETAILS
- EX.5.15 TRANSITION SPACE ILLUSTRATIONS



GRACE WOELKERS

SIGN TYPE 000

PROJECT EXIST

DATE 12.09.2022

GRAPHIC TYPE AS NOTED

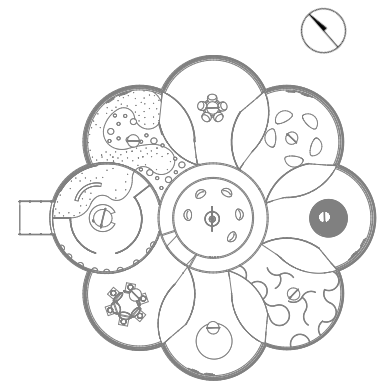
SIGN NO. AS NOTED

SCALE AS NOTED

NOTES

These drawings are not for construction. Contractors shall always verify and be responsible for all dimensions and conditions and inform this office of any variations prior to performing work. Written dimensions shall have authority over scaled dimensions. This office shall review contractor's shop details prior to fabrication. Mounting detail to be reviewed and modified based on recommendations from fabricator.

KEY PLAN



DRAWING NO.
EX. 0.02

SYMBOLS LIST



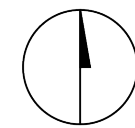
AREA REFERENCE



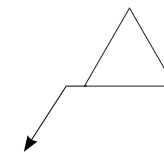
TITLE REFERENCE
SCALE



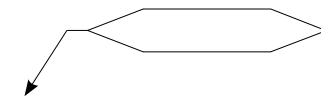
SECTION LINE REFERENCE



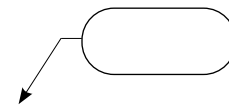
NORTH REFERENCE




AV REFERENCE



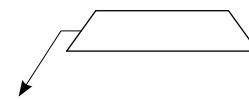
GRAPHIC REFERENCE



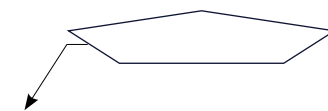
STRUCTURE DETAIL REFERENCE



MATERIAL REFERENCE



ARTIFACT REFERENCE



LIGHTING REFERENCE



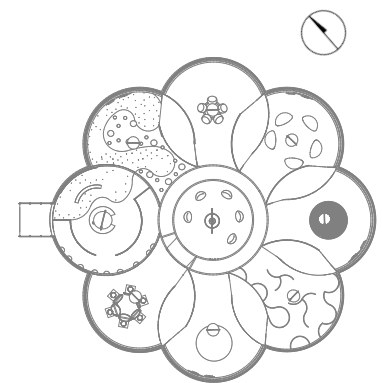
GRACE WOELKERS

SIGN TYPE	000
PROJECT	EXIST
DATE	12.09.2022
GRAPHIC TYPE	AS NOTED
SIGN NO.	AS NOTED
SCALE	AS NOTED

NOTES

These drawings are not for construction. Contractors shall always verify and be responsible for all dimensions and conditions and inform this office of any variations prior to performing work. Written dimensions shall have authority over scaled dimensions. This office shall review contractor's shop details prior to fabrication. Mounting detail to be reviewed and modified based on recommendations from fabricator.

KEY PLAN



EX.1.00 EXECUTIVE SUMMARY

"It seems that earth gazing can strengthen our connection to nature and life, elicit awe, gratitude, humility, and reverence, and enable a sense of social cohesion."

- A. Nezami, The overview effect and counseling psychology: astronaut experiences of earth gazing, University of London

THE OPPORTUNITY

To give an audience the opportunity to share existential moments of profoundness and insight on an individual micro perspective, that spans to social cohesion through connection on a macro perspective.

THE RESULT

Space exploration and introspective prompts and questions are the vehicle factors that drive individuals to explore within themselves and together, for there are infinite possibilities within each of us, just as there are in space.

THESIS STATEMENT

WHAT?

Existentialism is the exploration of one's own existence that has the power to provoke insight for purpose and meaning in life.

HOW?

Through the use of scale and orientation, solitude, and emotion, designers can translate into experience design the existential concepts of freedom, individuality, and authentic choice that lead to reflection of one's own relationship with the world.

WHY?

Multi-sensory environments that follow this format and allow for personal interpretation can stimulate a sense of personal responsibility, therefore encouraging prosocial behavior.

INTROSPECTION

Introspection can be seen as the examination of one's own emotional state or thought processes. This is seen as the vehicle for *EXISTENTIAL PROVOCATIONS*, by using design and techniques to reach a level of introspective thinking, encouraging existential thought.

EXISTENTIALISM

Existentialism is a philosophy that focuses on the existence of an individual who is seen as a free and responsible agent determining their own development. This is looked at in terms of existential thinking, being the force that may influence individuals to change attitudes and perspectives.



"To educate and inform, provoke thought and reflection, and hopefully to get more people to get proper diagnoses and treatment."

"To preserving and expanding the rich and diverse cultural resources that are and will become the heritage of New York's citizens."




Council on the Arts



"To promote the progress of science; to advance the national health, prosperity, and welfare; and to secure the national defense; and for other purposes."

"Drive advances in science, technology, aeronautics, and space exploration to enhance knowledge, education, innovation, economic vitality, and stewardship of Earth."



MENTAL HEALTH

"Just as space flight can exact a significant toll on the human body, it can also prove to be psychologically stressful. Factors ranging from sleep loss and anxiety to communication difficulties and team dynamics can affect the health, safety, and productivity of crewmembers."

Education



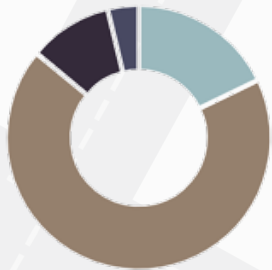
- No High School 9.38%
- Some High School 42.38%
- Some College 19.31%
- Associate Degree 8.35%
- Bachelor's Degree 15.19%
- Graduate Degree 5.38%

Population



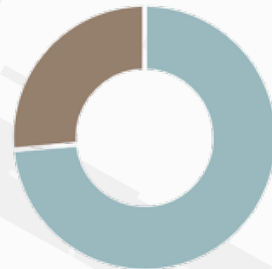
- ♂ Male population 49.88%
- ♀ Female population 50.12%

Employment



- Self Employees 17.84%
- Private Companies 68.16%
- Governmental Workers 10.21%
- Not for Profit Companies 3.79%

Employment



- White Collar 73.54%
- Blue Collar 26.46%



GOAL:

To adhere to the hustle and bussle of the target audience's everyday lives and provide support for personal and general growth in the surrounding community.

BRYANT PARK

Bryant Park is one of the world's busiest public spaces. More than 12 million people per year visit the park to enjoy over 1,000 free events including winter activities, cultural programming, daily amenities, and the park's lush gardens featuring seasonal displays.

"Bryant Park Demographics." Point2. Accessed November 20, 2022. <https://www.point2homes.com/US/Neighborhood/FL/Palm-Beach-County/West-Palm-Beach/Bryant-Park-Demographics.html#:~:text=There%20are%2026%2C653%20residents%20in,males%20and%2050.12%25%20are%20females.>

PRIMARY

18 - 25 Years

Those who are in the midst of exploration in life whether it's career, soul-searching, or beginning to paint the life they desire.

SECONDARY

30 - 40 Years

Those who are settling down and beginning to understand that a mundane life has much value in it.

TERTIARY

50 - 60 Years

Those who are reflecting in a retrospective way in thinking of age.

*"Though schools shut down when the **pandemic** began in March 2020, about a year later, half of students were still attending school online, leading public health experts to worry the **isolation would have a negative impact** on young Americans' mental health.*

Studies are finding the stress and isolation of the pandemic did adversely affect young people's well-being. But other research reveals this problem started long before Americans had to shelter in place.

*The result is a generation of young people who are more anxious and less hopeful than the ones before. A new study calls the trend disturbing and blames a **long brewing socialization crisis.**"*

- DISCOVER MAGAZINE

PROJECT

- Serve each of the clients' **missions and values** enhance and expand on **new audiences** all clients may not already reach.
- Create a space for **individual and social connection** within the audience.
- Produce a spatial environment that allows specifically stated design elements to **evoke and promote existential thinking**.
- Offer a transformative experience to impact the audience on a micro and macro level of thinking; **introspection and retrospection**.
- Ask visitors to rethink and reconsider who they are and **their relationship with themselves, each other, and the world around them**.
- Collaborate four clients and tell their stories harmoniously.

- Interact with different visuals, content imagery, and zoomed out cinema from the **James Webb and Hubble telescope and other resources provided by NASA**.
- Experience cinematography and other mediums that will push them into an all-encompassing headspace of **wonder, discovery, curiosity, and awe**.
- Deep reflection within one's own existence in relation to themselves, others, and the world.
- Creation of one's own perceptions, artistic, and self-expressions.
- Disorientation of one's previous state to recalibrate into a desired headspace of reflection.
- A sense of agency for one's self-discovery and action within their own lives; **personal responsibility**.

EXPERIENCE

EDUCATION

- The overarching theme of **Existentialism**.
- The world at large and how not only do we participate in it but should take responsibility in how we can **contribute to ourselves and therefore society**.
- Visitors will learn about space exploration, exoplanets, galaxies, etc., and where they fit in it all through **deep introspection**.
- Visitors will learn about themselves and their relationship with the world in a more meaningful and deeper level than they did prior experiencing the exhibition.
- Infinite possibilities, personal responsibility and how they can curate a life for themselves through **pure wil and intent**.

In this exhibition, visitors will engage in provocations of existential thinking, which can be harnessed as a portal for transformative experiences within individuals, resulting in social cohesion.

YOUR PLACE IN SPACE

MICRO VS. MACRO

DUALITY
INTROSPECTION / RETROSPECTION
MICRO / MACRO
PERSONAL RESPONSIBILITY / PROSOCIAL BEHAVIOR

An immersive journey taking the visitor from their everyday headspace into a parallel world of their infinite being and their relation to the world, and the infinity of space. In this, visitors experience deeper connection with themselves and others through social connection, done through exposure of NASA's content and library of space.

INTROSPECTIVE QUESTIONS

FEAR OF THE UNKNOWN

Where's your place in space?

DISORIENT TO ORIENT

Where do you want to go?

THE BECOMING

How does your being hold matter?

ZOOMING OUT

What does home mean to you?

THE BUTTERFLY EFFECT

How do you affect others?

THE CROSSING OVER

Who are you, for you?

LOOKING INWARD

What are you looking for?

ENHANCED PERCEPTION

What makes you feel alive?

TO INFINITY + ELSEWHERE


Where's your place in space?

CONCEPT BOARD


COLOR

#0E1633
#303C60
#758096
#A9AAAAE
#626265
#A97B2A
#5E2E0B
#504D32
#9A3D03

MATERIALITY



STRUCTURE



AESTHETIC



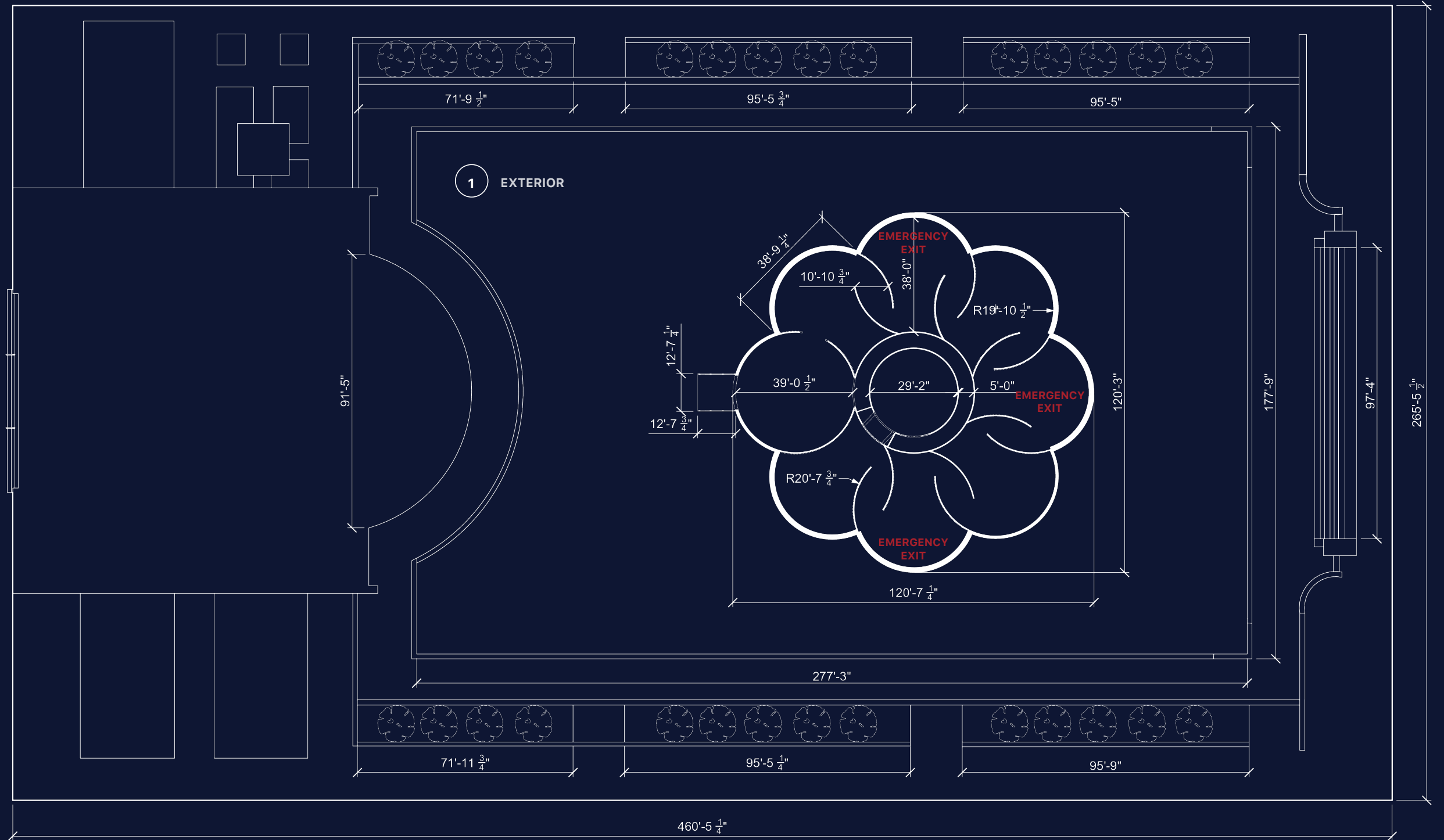


GENERAL FLOORPLAN



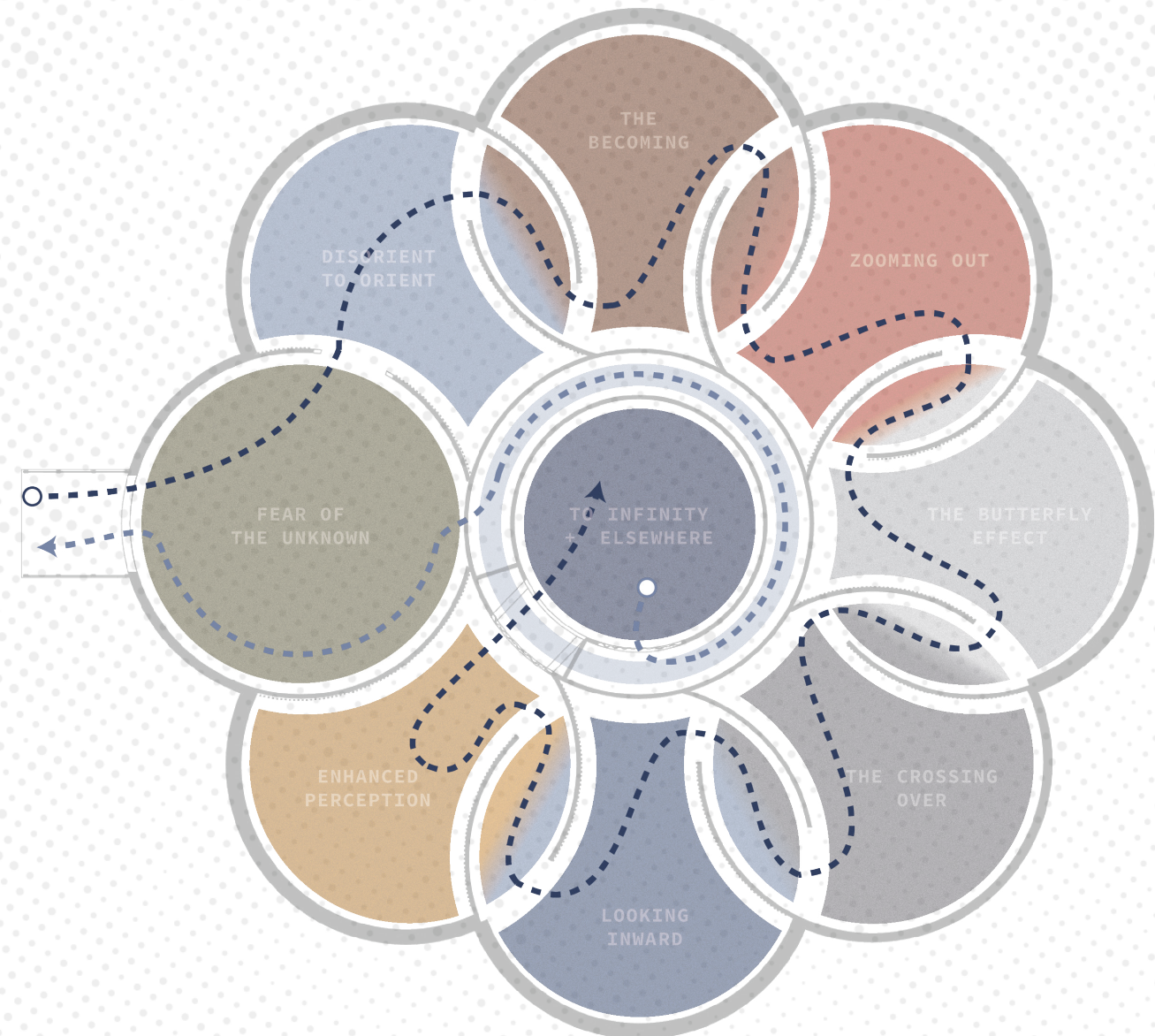
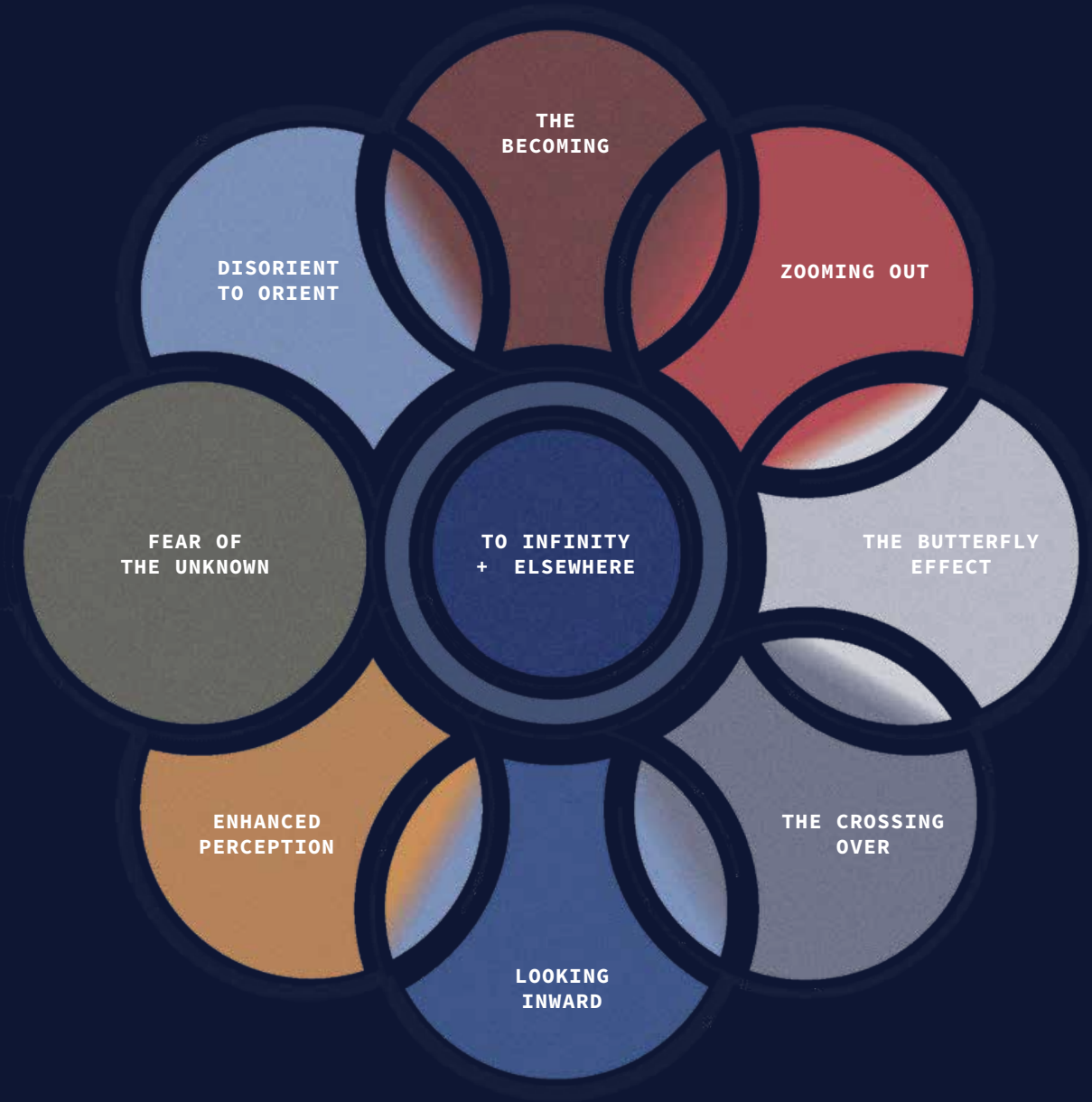
AREA LEGEND:

- 1 EXTERIOR
- 2 FEAR OF THE UNKNOWN
- 3 DISORIENT TO ORIENT
- 4 THE BECOMING
- 5 ZOOMING OUT
- 6 THE BUTTERFLY EFFECT
- 7 THE CROSSING OVER
- 8 LOOKING INWARD
- 9 ENHANCED PERCEPTION
- 10 TO INFINITY + ELSEWHERE



1 GENERAL SITE FLOOR PLAN
1/16"=1'0"

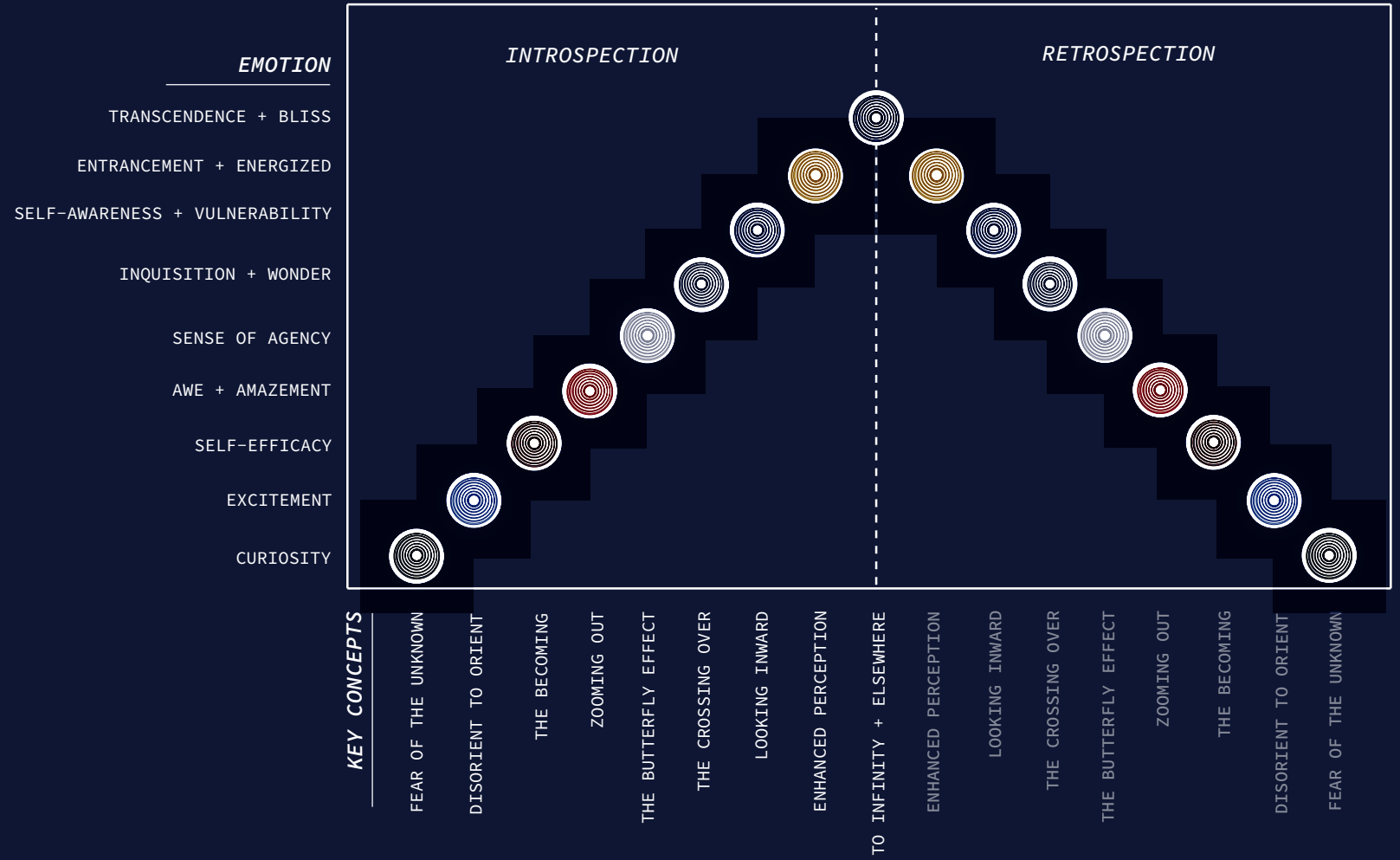
CONCEPT FLOORPLAN



- INTROSPECTION →
- RETROSPECTION →

EXPERIENCE FLOORPLAN

EMOTION DIAGRAMS



EXHIBITION OVERVIEW

This project aims to highlight the importance of exploration in one's self by using space exploration as a vehicle and entrypoint for introspective and retrospective thinking within an audience. The goal is to extend the thought process in which individuals use to navigate their priorities, decisions in life, voting habits, etc., by provoking and inspiring moments of awe, wonder and curiosity.

STAFF REQUIREMENTS

Staff will be required for the front desk to oversee visitor flow and also in areas of the exhibition to have visitors utilize the installations successfully and effectively if needed.

STAFF ATTIRE

Staff will be required to wear branded hats and all black or professional attire.



DURATION

March 15th, 2023 — August 15th, 2023

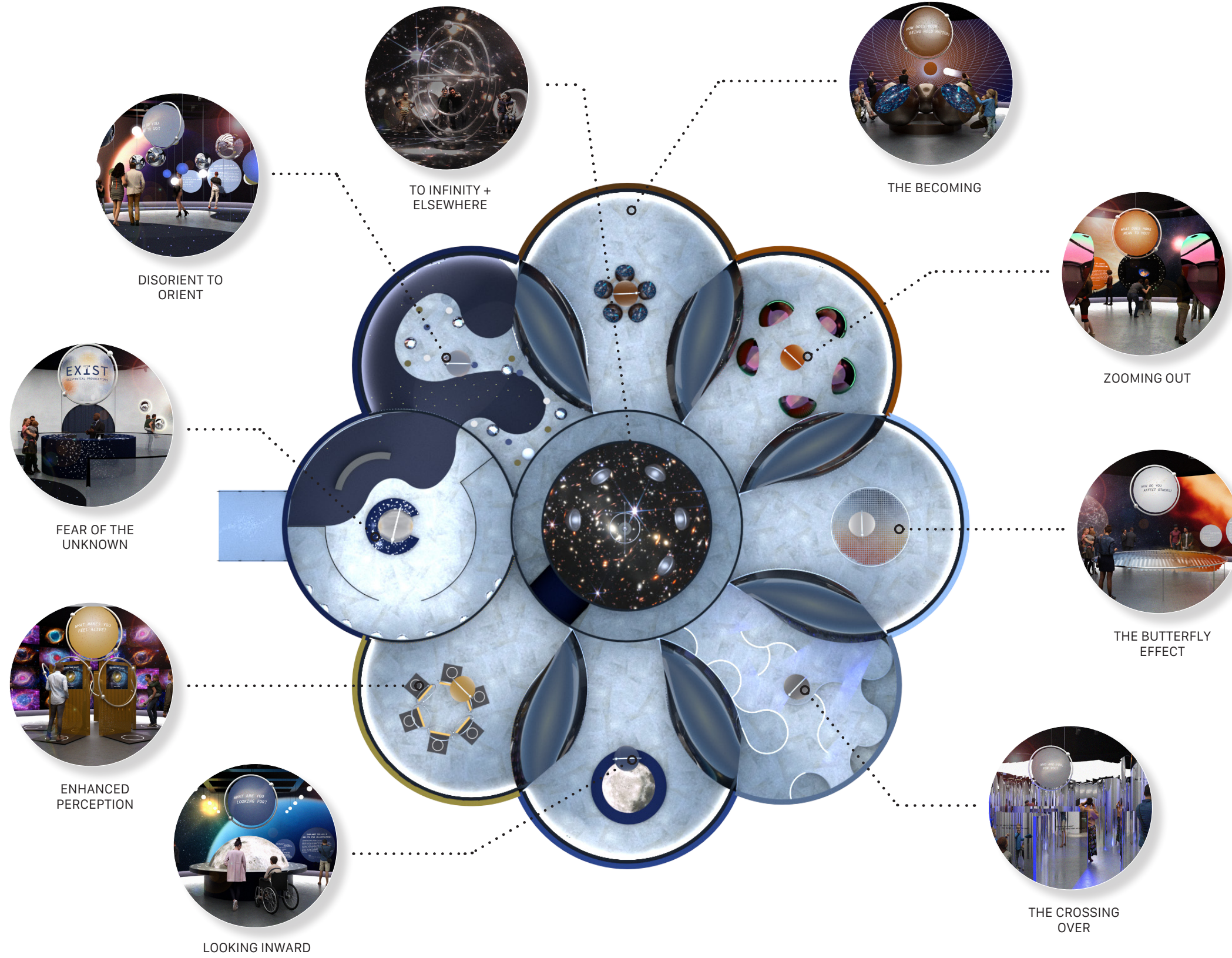


Psychology Today



Telehealth is not integrated into existing health care systems globally as much as it should. Some countries do not have access to resources to speak on their world problems or suffering.

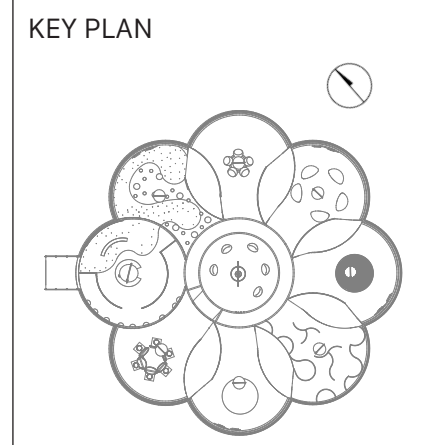
EXIST; Existential Provocations, proposes to team up with Psychology Today and Global Telehealth Network (GTN) to interactively establish an evidence-based, needs-based, transparent, and defensible telehealth strategy to be implemented into and extend Psychology Today's regime globally. Therapists and psychiatrists registered under Psychology Today could opt-in to provide these services outside of the United States where not easily accessible, with the help of donations taken at the exhibition's front desk.



GRACE WOELKERS

SIGN TYPE	000
PROJECT	EXIST
DATE	12.09.2022
GRAPHIC TYPE	AS NOTED
SIGN NO.	AS NOTED
SCALE	AS NOTED

NOTES
 These drawings are not for construction. Contractors shall always verify and be responsible for all dimensions and conditions and inform this office of any variations prior to performing work. Written dimensions shall have authority over scaled dimensions. This office shall review contractor's shop details prior to fabrication. Mounting detail to be reviewed and modified based on recommendations from fabricator.



DRAWING NO.
EX. 1.15

WAYFINDING

Visitors will become aware of the exhibition through wayfinding and advertisements throughout the streets of New York City along with wayfinding on the corners of Bryant Park's Lawn, drawing visitors to the entrance of the exhibition.



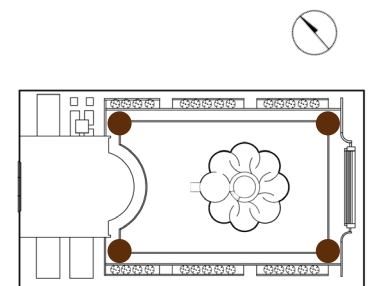
GRACE WOELKERS

SIGN TYPE	000
PROJECT	EXIST
DATE	12.09.2022
GRAPHIC TYPE	AS NOTED
SIGN NO.	AS NOTED
SCALE	AS NOTED

NOTES

These drawings are not for construction. Contractors shall always verify and be responsible for all dimensions and conditions and inform this office of any variations prior to performing work. Written dimensions shall have authority over scaled dimensions. This office shall review contractor's shop details prior to fabrication. Mounting detail to be reviewed and modified based on recommendations from fabricator.


KEY PLAN




ENTRANCE

1


The structure is a pavilion inspired aluminum tent design built in a modular system for efficient install and consistency throughout the space.




1 STRUCTURE FRONT ELEVATION
NOT TO SCALE



2 STRUCTURE EAST ELEVATION
NOT TO SCALE



3 STRUCTURE WEST ELEVATION
NOT TO SCALE



4 STRUCTURE BACK ELEVATION
NOT TO SCALE



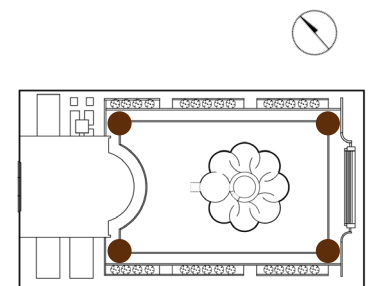
GRACE WOELKERS

SIGN TYPE	000
PROJECT	EXIST
DATE	12.09.2022
GRAPHIC TYPE	AS NOTED
SIGN NO.	AS NOTED
SCALE	AS NOTED

NOTES


These drawings are not for construction. Contractors shall always verify and be responsible for all dimensions and conditions and inform this office of any variations prior to performing work. Written dimensions shall have authority over scaled dimensions. This office shall review contractor's shop details prior to fabrication. Mounting detail to be reviewed and modified based on recommendations from fabricator.

KEY PLAN




DRAWING NO.
EX. 1.17

DAYTIME



NIGHTTIME



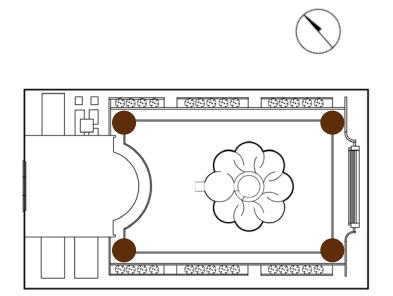
GRACE WOELKERS

SIGN TYPE	000
PROJECT	EXIST
DATE	12.09.2022
GRAPHIC TYPE	AS NOTED
SIGN NO.	AS NOTED
SCALE	AS NOTED

NOTES

These drawings are not for construction. Contractors shall always verify and be responsible for all dimensions and conditions and inform this office of any variations prior to performing work. Written dimensions shall have authority over scaled dimensions. This office shall review contractor's shop details prior to fabrication. Mounting detail to be reviewed and modified based on recommendations from fabricator.

KEY PLAN



DRAWING NO. EX. 1.18

FEAR OF THE UNKNOWN

2

Where's your place in space?

*Hesitation + Uncomfortable
Stuck in the matrix
Personal bubble
Mental blocks*

The visitors will be introduced to the exhibition with an information desk, suspended welcome graphic and an introduction video that prefaces the content in the exhibition and introduces the visitors to introspective thinking that will take place in an astronomical setting.

They will learn that this space is about introspection and reflection on their relationship with themselves, others, and the world around them.

INTRO VIDEO QR CODE



STORYBOARD



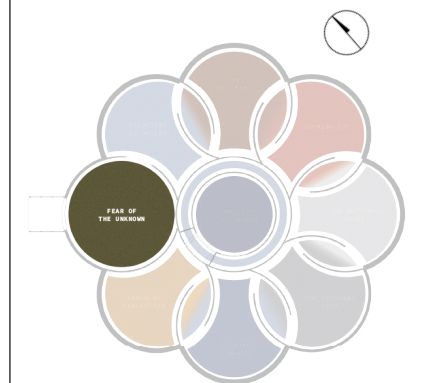
GRACE WOELKERS

SIGN TYPE	000
PROJECT	EXIST
DATE	12.09.2022
GRAPHIC TYPE	AS NOTED
SIGN NO.	AS NOTED
SCALE	AS NOTED

NOTES

These drawings are not for construction. Contractors shall always verify and be responsible for all dimensions and conditions and inform this office of any variations prior to performing work. Written dimensions shall have authority over scaled dimensions. This office shall review contractor's shop details prior to fabrication. Mounting detail to be reviewed and modified based on recommendations from fabricator.

KEY PLAN



FIT
School of Graduate Studies
Exhibition & Experience Design

DRAWING NO.
EX. 1.19



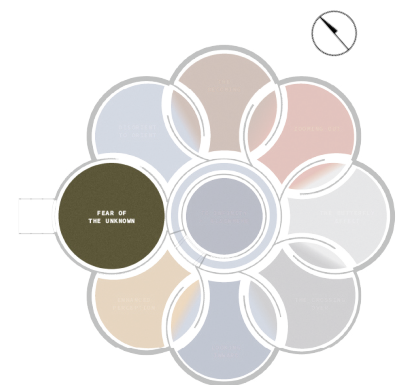
GRACE WOELKERS

SIGN TYPE	000
PROJECT	EXIST
DATE	12.09.2022
GRAPHIC TYPE	AS NOTED
SIGN NO.	AS NOTED
SCALE	AS NOTED

NOTES

These drawings are not for construction. Contractors shall always verify and be responsible for all dimensions and conditions and inform this office of any variations prior to performing work. Written dimensions shall have authority over scaled dimensions. This office shall review contractor's shop details prior to fabrication. Mounting detail to be reviewed and modified based on recommendations from fabricator.

KEY PLAN



DRAWING NO.
EX. 1.20

DISORIENT TO ORIENT

3

Where do you want to go?

*Realignment
Displacement + Reposition
Intended direction*

Visitors interact with an installation of spheres curated of reflective film and the supporting colors for this area. A mural of an exoplanet and its star is shown, which is a consistent notion throughout the exhibition. The message in this area is to introduce the visitors to how the space is set up its communicative language, and begin to disorient the visitor from the venue of Bryant Park to enter a new headspace.



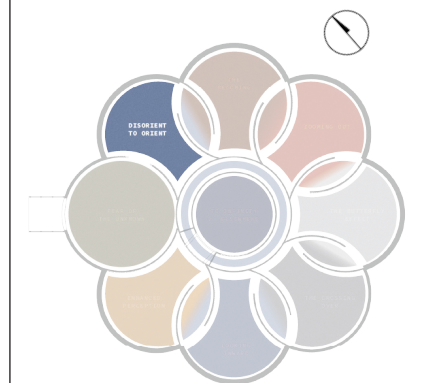
GRACE WOELKERS

SIGN TYPE	000
PROJECT	EXIST
DATE	12.09.2022
GRAPHIC TYPE	AS NOTED
SIGN NO.	AS NOTED
SCALE	AS NOTED

NOTES

These drawings are not for construction. Contractors shall always verify and be responsible for all dimensions and conditions and inform this office of any variations prior to performing work. Written dimensions shall have authority over scaled dimensions. This office shall review contractor's shop details prior to fabrication. Mounting detail to be reviewed and modified based on recommendations from fabricator.

KEY PLAN



DRAWING NO.
EX. 1.21



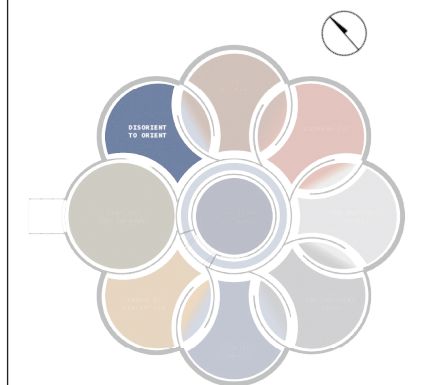
GRACE WOELKERS

SIGN TYPE	000
PROJECT	EXIST
DATE	12.09.2022
GRAPHIC TYPE	AS NOTED
SIGN NO.	AS NOTED
SCALE	AS NOTED

NOTES

These drawings are not for construction. Contractors shall always verify and be responsible for all dimensions and conditions and inform this office of any variations prior to performing work. Written dimensions shall have authority over scaled dimensions. This office shall review contractor's shop details prior to fabrication. Mounting detail to be reviewed and modified based on recommendations from fabricator.


KEY PLAN



DRAWING NO.
EX. 1.22

TRANSITION SPACES

Moving through to the next space, visitors are introduced to transition spaces that bridge each area, allowing and encouraging visitors to be present by utilizing a projected installation of light, mimicking the practice of deep breathing.



STORYBOARD



1. Visual begins small



2. Visual grows at a pace



3. Visual is at it's largest and grows small



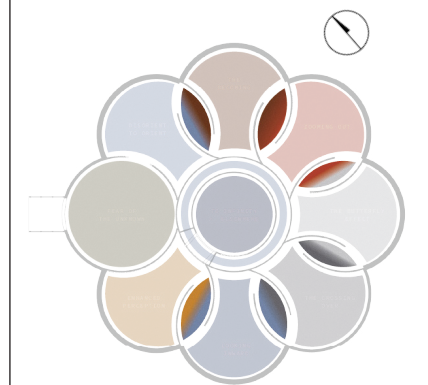
GRACE WOELKERS

SIGN TYPE	000
PROJECT	EXIST
DATE	12.09.2022
GRAPHIC TYPE	AS NOTED
SIGN NO.	AS NOTED
SCALE	AS NOTED

NOTES

These drawings are not for construction. Contractors shall always verify and be responsible for all dimensions and conditions and inform this office of any variations prior to performing work. Written dimensions shall have authority over scaled dimensions. This office shall review contractor's shop details prior to fabrication. Mounting detail to be reviewed and modified based on recommendations from fabricator.

KEY PLAN



DRAWING NO.
EX. 1.23



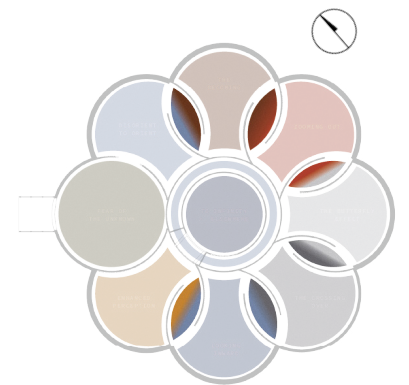
GRACE WOELKERS

SIGN TYPE	000
PROJECT	EXIST
DATE	12.09.2022
GRAPHIC TYPE	AS NOTED
SIGN NO.	AS NOTED
SCALE	AS NOTED

NOTES

These drawings are not for construction. Contractors shall always verify and be responsible for all dimensions and conditions and inform this office of any variations prior to performing work. Written dimensions shall have authority over scaled dimensions. This office shall review contractor's shop details prior to fabrication. Mounting detail to be reviewed and modified based on recommendations from fabricator.

KEY PLAN




DRAWING NO.
EX. 1.24

How does your being hold matter?

*Narration + Navigation
You create your own reality
Existence Vs. Being*

The message being portrayed in this area is that our potential and our being holds power to put things in motion, acknowledging our influence and affect. Visitors can engage with two projected interactions in this area, a gravity wall that explores gravitational pulls and spheres that allow visitors to push and move galaxies, stars, etc., with their own fingertips.



GRACE WOELKERS

SIGN TYPE	000
PROJECT	EXIST
DATE	12.09.2022
GRAPHIC TYPE	AS NOTED
SIGN NO.	AS NOTED
SCALE	AS NOTED


NOTES

These drawings are not for construction. Contractors shall always verify and be responsible for all dimensions and conditions and inform this office of any variations prior to performing work. Written dimensions shall have authority over scaled dimensions. This office shall review contractor's shop details prior to fabrication. Mounting detail to be reviewed and modified based on recommendations from fabricator.

KEY PLAN



DRAWING NO.
EX. 1.25



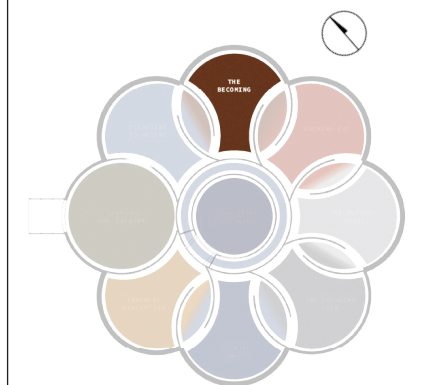
GRACE WOELKERS

SIGN TYPE	000
PROJECT	EXIST
DATE	12.09.2022
GRAPHIC TYPE	AS NOTED
SIGN NO.	AS NOTED
SCALE	AS NOTED

NOTES

These drawings are not for construction. Contractors shall always verify and be responsible for all dimensions and conditions and inform this office of any variations prior to performing work. Written dimensions shall have authority over scaled dimensions. This office shall review contractor's shop details prior to fabrication. Mounting detail to be reviewed and modified based on recommendations from fabricator.

KEY PLAN



DRAWING NO.
EX. 1.26

What does home mean to you?

*Larger perspective
A different lense / goggles
Vast + Otherworldly
Existential provoking*

A new mural of an exoplanet and its star is displayed, as visitors also explore their personal hometowns and origins in relation to the world around them, beyond what they can see. This interaction is one in which visitors drop a pin on their hometown and the content, using NASA's Eyes resources, visually take them on a journey zooming out from their pin to beyond earth, the solar system, and the milkyway.

Visitors are able to see the multitude of pinned hometowns from other visitors and can understand that although each individual comes from their own home, together we make up one entity in a larger system greater than all of us. The connection from the previous areas show that our potential for motion combined can make a large difference.



STORYBOARD



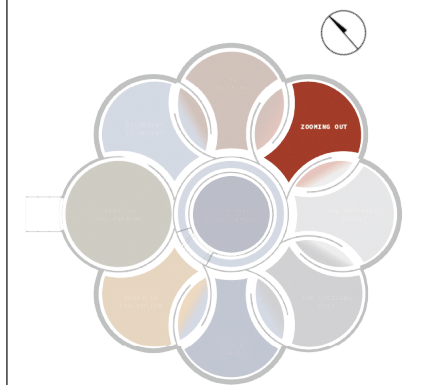
GRACE WOELKERS

SIGN TYPE	000
PROJECT	EXIST
DATE	12.09.2022
GRAPHIC TYPE	AS NOTED
SIGN NO.	AS NOTED
SCALE	AS NOTED


NOTES

These drawings are not for construction. Contractors shall always verify and be responsible for all dimensions and conditions and inform this office of any variations prior to performing work. Written dimensions shall have authority over scaled dimensions. This office shall review contractor's shop details prior to fabrication. Mounting detail to be reviewed and modified based on recommendations from fabricator.

KEY PLAN



DRAWING NO.
EX. 1.27



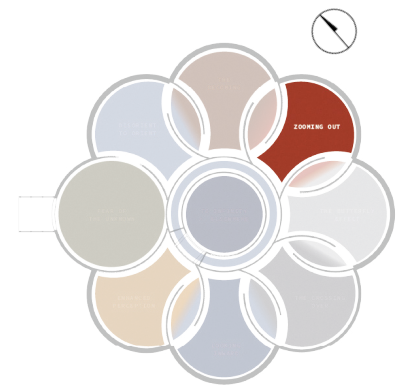
GRACE WOELKERS

SIGN TYPE	000
PROJECT	EXIST
DATE	12.09.2022
GRAPHIC TYPE	AS NOTED
SIGN NO.	AS NOTED
SCALE	AS NOTED

NOTES

These drawings are not for construction. Contractors shall always verify and be responsible for all dimensions and conditions and inform this office of any variations prior to performing work. Written dimensions shall have authority over scaled dimensions. This office shall review contractor's shop details prior to fabrication. Mounting detail to be reviewed and modified based on recommendations from fabricator.

KEY PLAN



DRAWING NO.
EX. 1.28

THE BUTTERFLY EFFECT

6

How do you affect others?

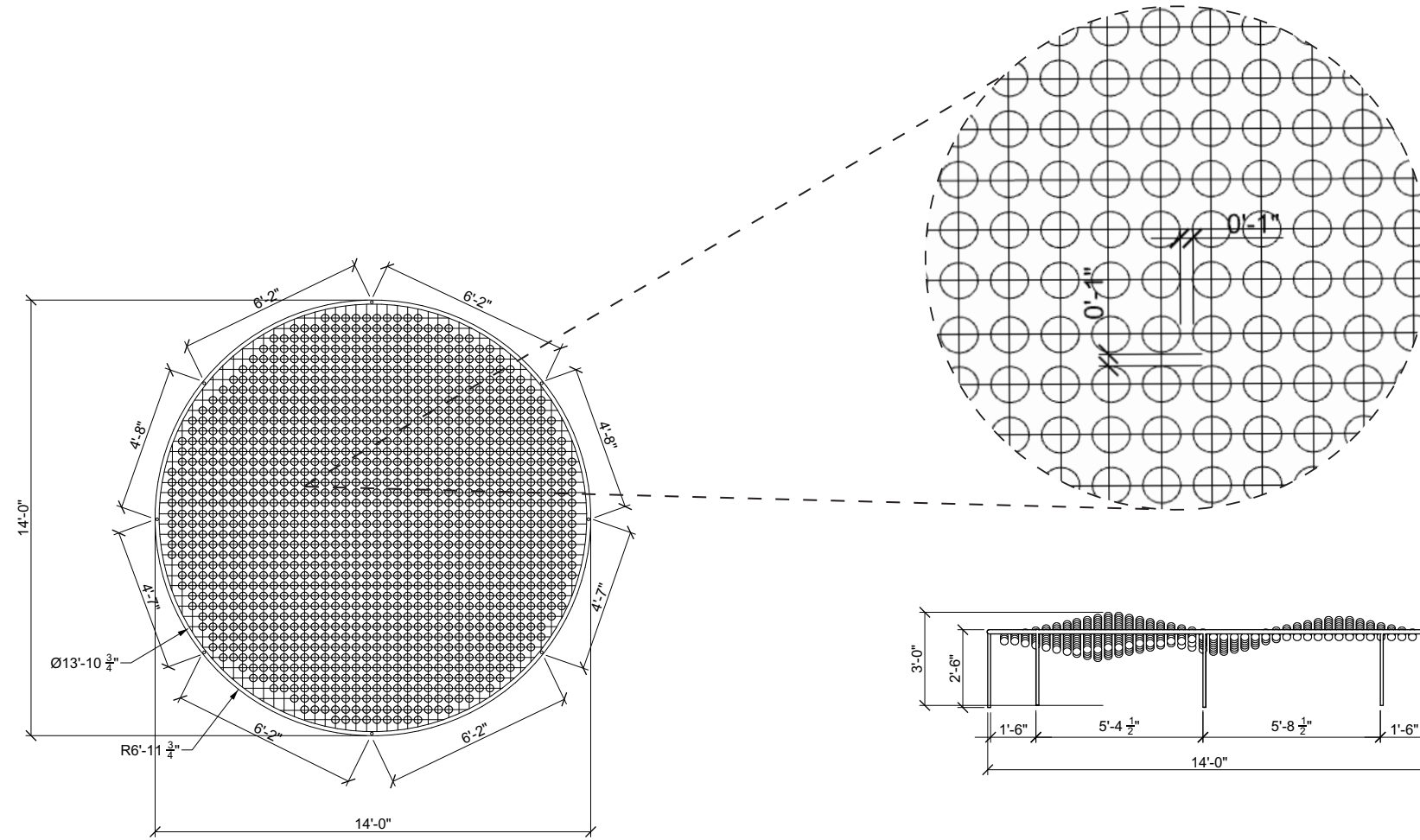
*Objective Vs. Subjective Perspective
The small self theory
Everything + Everyone else*

Visitors engage with a kinetic sculpture that sends waves when interacted with, to other sides of the sculpture. One movement can cause a ripple effect throughout the installation. The visitors encounter a new mural of an exoplanet and its star.

The main message is to understand that you affect areas in which you did not particularly engage with, due to the butterfly effect which visitors can reflect upon how this notion plays in their own lives.

OBJECT MOBILE KINETIC SCULPTURE

Using human manual energy to propel movement throughout 1,000 metallic painted metal spheres strung together with armature wire.



1 INTERACTIVE TOP VIEW
SCALE: 3/16" = 1'0"

2 INTERACTIVE FRONT ELEVATION
SCALE: 3/16" = 1'0"



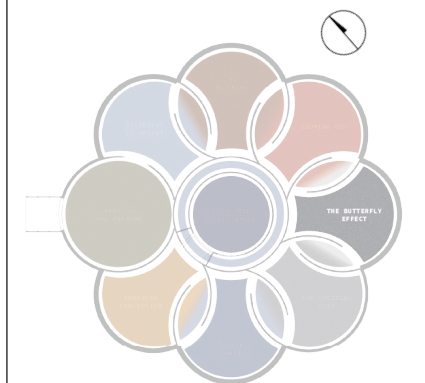
GRACE WOELKERS


SIGN TYPE	000
PROJECT	EXIST
DATE	12.09.2022
GRAPHIC TYPE	AS NOTED
SIGN NO.	AS NOTED
SCALE	AS NOTED

NOTES

These drawings are not for construction. Contractors shall always verify and be responsible for all dimensions and conditions and inform this office of any variations prior to performing work. Written dimensions shall have authority over scaled dimensions. This office shall review contractor's shop details prior to fabrication. Mounting detail to be reviewed and modified based on recommendations from fabricator.

KEY PLAN





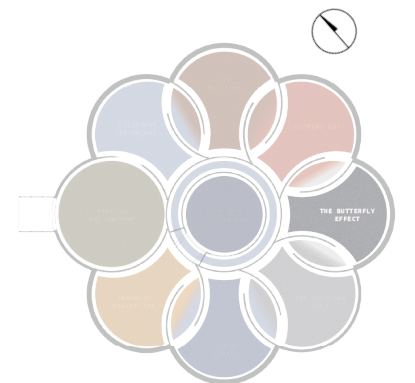
GRACE WOELKERS

SIGN TYPE	000
PROJECT	EXIST
DATE	12.09.2022
GRAPHIC TYPE	AS NOTED
SIGN NO.	AS NOTED
SCALE	AS NOTED

NOTES

These drawings are not for construction. Contractors shall always verify and be responsible for all dimensions and conditions and inform this office of any variations prior to performing work. Written dimensions shall have authority over scaled dimensions. This office shall review contractor's shop details prior to fabrication. Mounting detail to be reviewed and modified based on recommendations from fabricator.

KEY PLAN



DRAWING NO.
EX. 1.30

THE CROSSING OVER

7

Who are you, for you?

Questioning one's self
Purpose / Point / Meaning
Curiosity of one's life
Contemplation

Now that the visitor has explored their power, influence, impact, and origin, they can begin to open up vulnerably in this transition of discovery. Visitors are faced with physical reflections of themselves in a room of mirrors that display graphic text, asking introspective questions for the visitors to reflect upon.



INTROSPECTIVE QUESTIONS

- Am I holding onto something I need to let go of?
- Am I letting matters that are out of my control increase my stress levels?
- When did I last push the boundaries of my comfort zone?
- When's the last time I did something for me?
- When's the last time I did something for someone else?
- What have I given up on and do I want to try again?
- Is it more important to me to love or be loved?
- Who has had the greatest influence on my life?

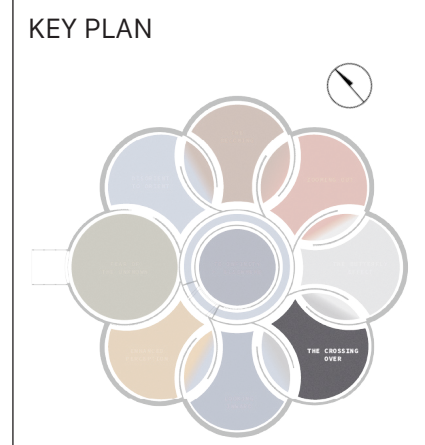
- Does it matter how others perceive me?
- Do I hold good intention behind my actions?
- To what degree have I been responsible for my own journey in life?
- What small act of kindness was I once shown that I will never forget?
- Am I taking anything for granted?
- Am I living true to myself or what I believe others want me to be?
- What am I scared of and how is it holding me back?
- What is life asking of me?



GRACE WOELKERS

SIGN TYPE	000
PROJECT	EXIST
DATE	12.09.2022
GRAPHIC TYPE	AS NOTED
SIGN NO.	AS NOTED
SCALE	AS NOTED

NOTES
These drawings are not for construction. Contractors shall always verify and be responsible for all dimensions and conditions and inform this office of any variations prior to performing work. Written dimensions shall have authority over scaled dimensions. This office shall review contractor's shop details prior to fabrication. Mounting detail to be reviewed and modified based on recommendations from fabricator.



DRAWING NO.
EX. 1.31



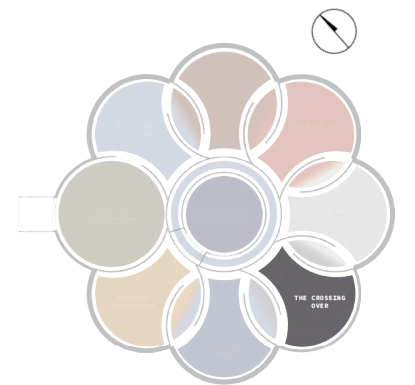
GRACE WOELKERS

SIGN TYPE	000
PROJECT	EXIST
DATE	12.09.2022
GRAPHIC TYPE	AS NOTED
SIGN NO.	AS NOTED
SCALE	AS NOTED

NOTES

These drawings are not for construction. Contractors shall always verify and be responsible for all dimensions and conditions and inform this office of any variations prior to performing work. Written dimensions shall have authority over scaled dimensions. This office shall review contractor's shop details prior to fabrication. Mounting detail to be reviewed and modified based on recommendations from fabricator.

KEY PLAN



DRAWING NO.
EX. 1.32

What are you looking for?

*Self-reflection
Honest / Raw / Transparent
Therapeutic
Soul-searching*

After reflecting introspectively, visitors can give themselves a few answers in this area by writing in the stars what they're looking for in life through interaction with a touch table. The center piece of this table is an illuminated moon, immersing visitors in the night sky to push the boundaries of environmental influence. A mural of a new exoplanet and its star is introduced.



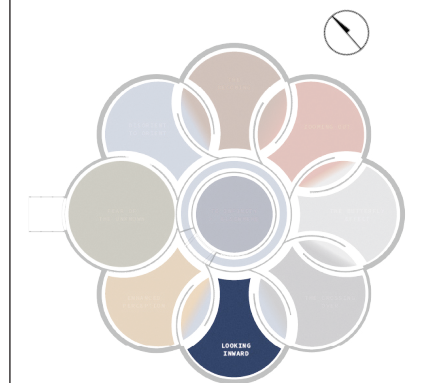
GRACE WOELKERS

SIGN TYPE	000
PROJECT	EXIST
DATE	12.09.2022
GRAPHIC TYPE	AS NOTED
SIGN NO.	AS NOTED
SCALE	AS NOTED

NOTES

These drawings are not for construction. Contractors shall always verify and be responsible for all dimensions and conditions and inform this office of any variations prior to performing work. Written dimensions shall have authority over scaled dimensions. This office shall review contractor's shop details prior to fabrication. Mounting detail to be reviewed and modified based on recommendations from fabricator.

KEY PLAN



DRAWING NO.
EX. 1.33



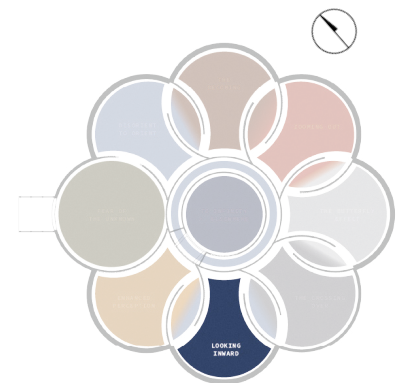
GRACE WOELKERS

SIGN TYPE	000
PROJECT	EXIST
DATE	12.09.2022
GRAPHIC TYPE	AS NOTED
SIGN NO.	AS NOTED
SCALE	AS NOTED

NOTES

These drawings are not for construction. Contractors shall always verify and be responsible for all dimensions and conditions and inform this office of any variations prior to performing work. Written dimensions shall have authority over scaled dimensions. This office shall review contractor's shop details prior to fabrication. Mounting detail to be reviewed and modified based on recommendations from fabricator.

KEY PLAN



DRAWING NO.
EX. 1.34

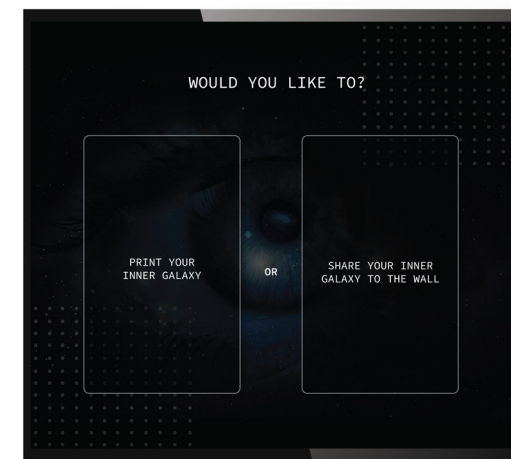
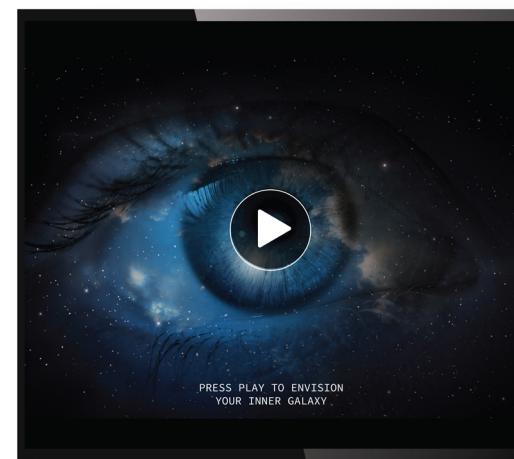
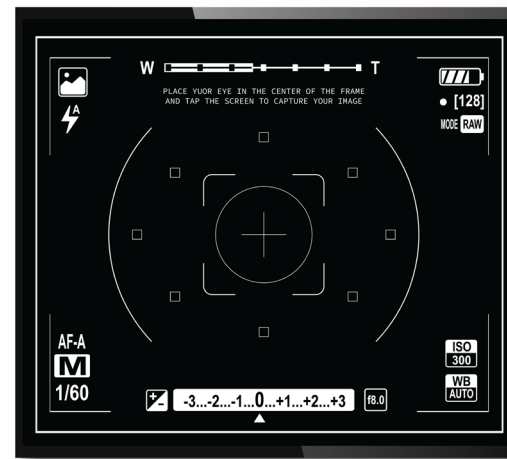
What makes you feel alive?

All-encompassing
Layers
Stimulation

Visitors can now put a face to the emotion they have begun to feel after going through the different phases in the part of their journey where they physically put into motion the visual of their own infinite galaxy using the medium of their own eye. They can interact with digital screens that records their eye and are prompted to select from a template of galaxies, which speaks to them the most.

Visitors can then take this visual with them by scanning a QR code and have it sent to their phone, and can also share it on the projected mural, visualizing a community of personal galaxies curated.

STORYBOARD



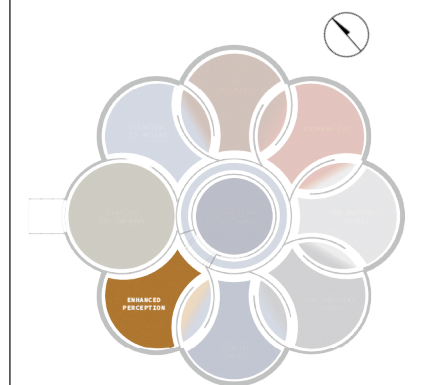
GRACE WOELKERS

SIGN TYPE	000
PROJECT	EXIST
DATE	12.09.2022
GRAPHIC TYPE	AS NOTED
SIGN NO.	AS NOTED
SCALE	AS NOTED

NOTES

These drawings are not for construction. Contractors shall always verify and be responsible for all dimensions and conditions and inform this office of any variations prior to performing work. Written dimensions shall have authority over scaled dimensions. This office shall review contractor's shop details prior to fabrication. Mounting detail to be reviewed and modified based on recommendations from fabricator.

KEY PLAN





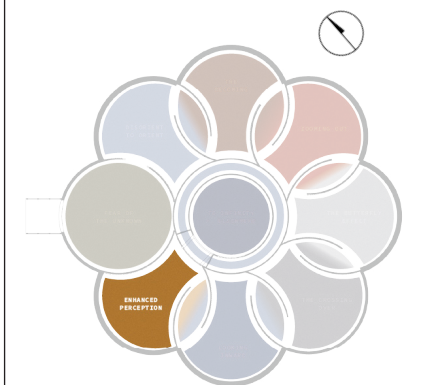
GRACE WOELKERS

SIGN TYPE	000
PROJECT	EXIST
DATE	12.09.2022
GRAPHIC TYPE	AS NOTED
SIGN NO.	AS NOTED
SCALE	AS NOTED

NOTES

These drawings are not for construction. Contractors shall always verify and be responsible for all dimensions and conditions and inform this office of any variations prior to performing work. Written dimensions shall have authority over scaled dimensions. This office shall review contractor's shop details prior to fabrication. Mounting detail to be reviewed and modified based on recommendations from fabricator.

KEY PLAN



DRAWING NO.
EX. 1.36

Where's your place in space?

*Prosocial behavior
Understanding your impact
Finite Vs. Infinite self*

Visitors enter a 360° projected room with a dome for the intent of borderless design to imitate the boundlessness of astronomical space. This space is intended for full embodiment of one's own infinite galaxies amongst others in the deep field imagery projected. Swivel chairs are provided to assist in a floating sensation within the visitor's embodiment.

At this stage in their journey, the question asked, "where's your place in space?", is in significance and hopes that visitors have gained a new sense of clarity, perspective, and a deeper sense of connection within themselves.



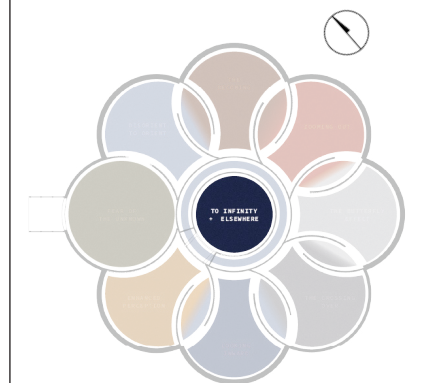
GRACE WOELKERS

SIGN TYPE	000
PROJECT	EXIST
DATE	12.09.2022
GRAPHIC TYPE	AS NOTED
SIGN NO.	AS NOTED
SCALE	AS NOTED

NOTES

These drawings are not for construction. Contractors shall always verify and be responsible for all dimensions and conditions and inform this office of any variations prior to performing work. Written dimensions shall have authority over scaled dimensions. This office shall review contractor's shop details prior to fabrication. Mounting detail to be reviewed and modified based on recommendations from fabricator.

KEY PLAN





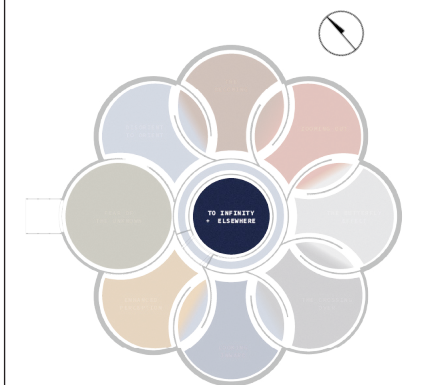
GRACE WOELKERS

SIGN TYPE	000
PROJECT	EXIST
DATE	12.09.2022
GRAPHIC TYPE	AS NOTED
SIGN NO.	AS NOTED
SCALE	AS NOTED

NOTES

These drawings are not for construction. Contractors shall always verify and be responsible for all dimensions and conditions and inform this office of any variations prior to performing work. Written dimensions shall have authority over scaled dimensions. This office shall review contractor's shop details prior to fabrication. Mounting detail to be reviewed and modified based on recommendations from fabricator.

KEY PLAN



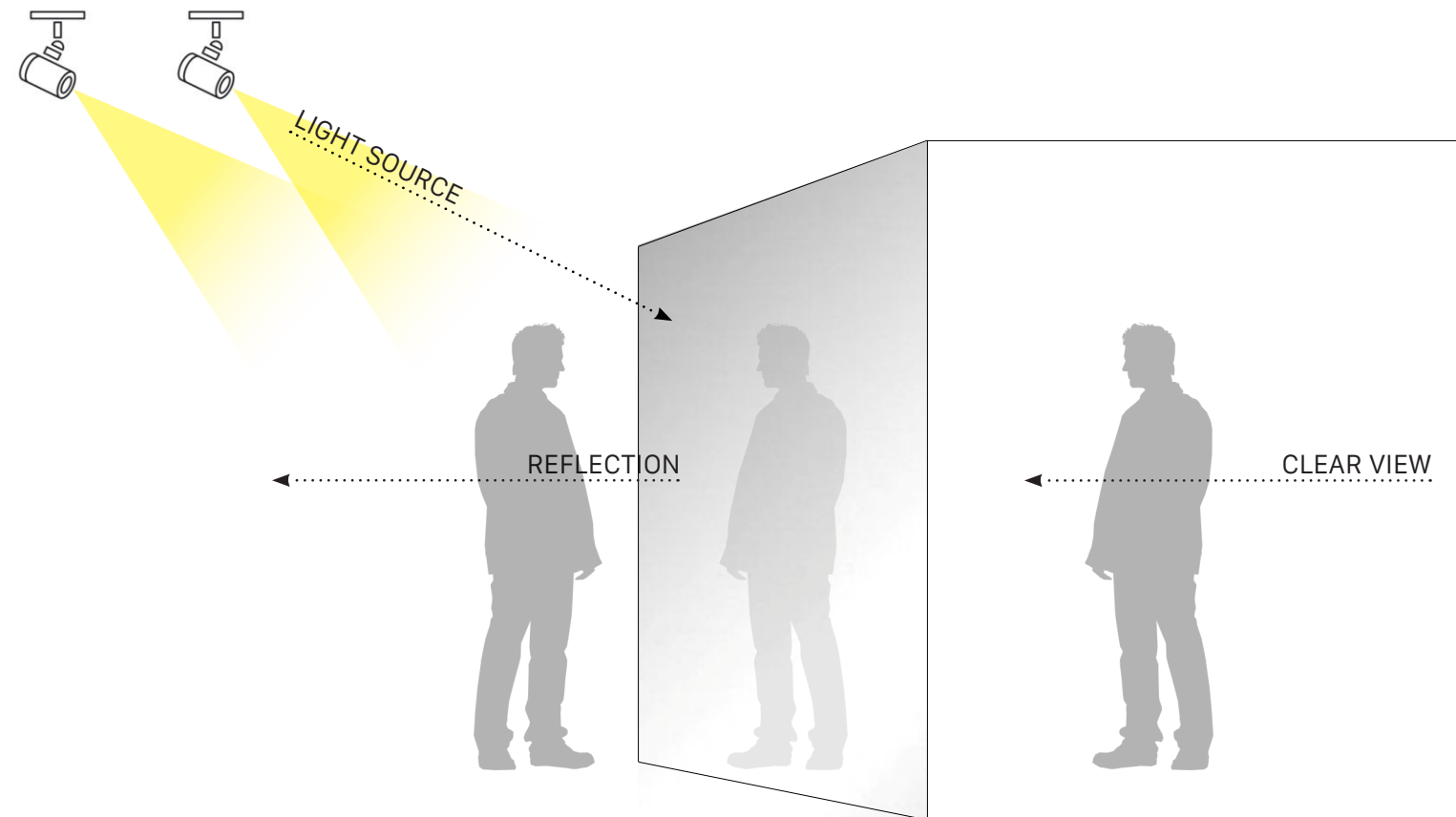
DRAWING NO.
EX. 1.38

RETROSPECTION

In exiting the center room, To Infinity + Elsewhere, visitors get to walk through a short recap of their journey by viewing others in their own introspective journey. This is done by using a one way mirror material on the wall standing between the exit walk way and concept areas. The message is that each and every visitor is traveling through their own galaxy and inward journey, which can be seen from this macro-scaled observative perspective.

For the visitor within the introspection part of their journey in the exhibition space, they are unaware of being seen from the other side of the wall, purposely to keep them in their introspective headspace.

ONE WAY MIRROR DETAIL



1 ONE WAY MIRROR
NOT TO SCALE



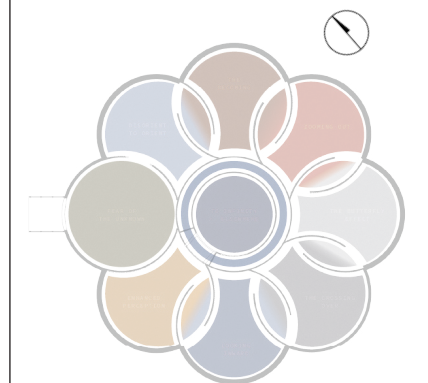
GRACE WOELKERS

SIGN TYPE	000
PROJECT	EXIST
DATE	12.09.2022
GRAPHIC TYPE	AS NOTED
SIGN NO.	AS NOTED
SCALE	AS NOTED

NOTES

These drawings are not for construction. Contractors shall always verify and be responsible for all dimensions and conditions and inform this office of any variations prior to performing work. Written dimensions shall have authority over scaled dimensions. This office shall review contractor's shop details prior to fabrication. Mounting detail to be reviewed and modified based on recommendations from fabricator.

KEY PLAN



DRAWING NO.
EX. 1.39



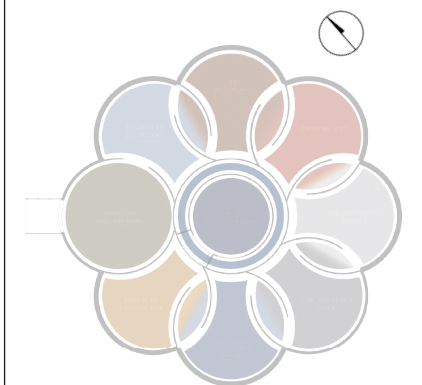
GRACE WOELKERS

SIGN TYPE	000
PROJECT	EXIST
DATE	12.09.2022
GRAPHIC TYPE	AS NOTED
SIGN NO.	AS NOTED
SCALE	AS NOTED

NOTES

These drawings are not for construction. Contractors shall always verify and be responsible for all dimensions and conditions and inform this office of any variations prior to performing work. Written dimensions shall have authority over scaled dimensions. This office shall review contractor's shop details prior to fabrication. Mounting detail to be reviewed and modified based on recommendations from fabricator.

KEY PLAN



DRAWING NO.
EX. 1.40

EXIT

There's a galaxy within each of us that's worth exploring.

In exiting the center room, To Infinity + Elsewhere, visitors get to walk through a short recap of their journey by viewing others in their own introspective journey. This is done by using a one way mirror material on the wall standing between the exit walk way and concept areas. The message is that each and every visitor is traveling through their own galaxy and inward journey, which can be seen from this macro-scaled observative perspective.

For the visitor within the introspection part of their journey in the exhibition space, they are unaware of being seen from the other side of the wall, purposely to keep them in their introspective headspace.

TAKEAWAY



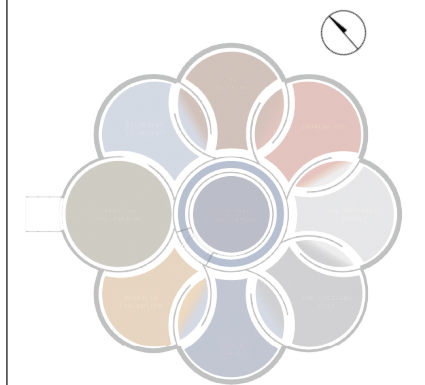
GRACE WOELKERS

SIGN TYPE	000
PROJECT	EXIST
DATE	12.09.2022
GRAPHIC TYPE	AS NOTED
SIGN NO.	AS NOTED
SCALE	AS NOTED


NOTES

These drawings are not for construction. Contractors shall always verify and be responsible for all dimensions and conditions and inform this office of any variations prior to performing work. Written dimensions shall have authority over scaled dimensions. This office shall review contractor's shop details prior to fabrication. Mounting detail to be reviewed and modified based on recommendations from fabricator.

KEY PLAN



DRAWING NO.
EX. 1.41



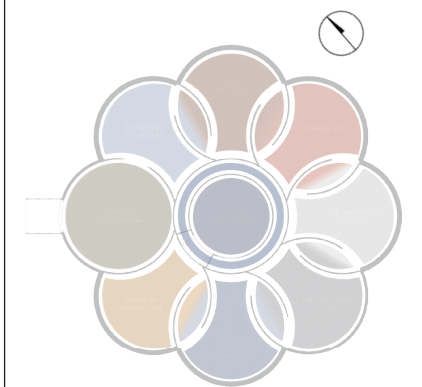
GRACE WOELKERS

SIGN TYPE	000
PROJECT	EXIST
DATE	12.09.2022
GRAPHIC TYPE	AS NOTED
SIGN NO.	AS NOTED
SCALE	AS NOTED

NOTES

These drawings are not for construction. Contractors shall always verify and be responsible for all dimensions and conditions and inform this office of any variations prior to performing work. Written dimensions shall have authority over scaled dimensions. This office shall review contractor's shop details prior to fabrication. Mounting detail to be reviewed and modified based on recommendations from fabricator.

KEY PLAN



DRAWING NO.
EX. 1.42

EX.2.00 SCHEDULES & LISTS

GRAPHIC SPECIFICATIONS

GRAPHIC TYPE

SPECIFICATIONS

WAYFINDING

A.01 CORNER STANTIONS DIRECT PRINT ON PLEXIGLASS, REFLECTIVE FILM

INTRODUCTION

B.01 GRAPHIC ON RAMP EXTERIOR STREET GRAPHIC ON PAINTED CONCRETE WITH UV COATING

B.02 DECAL LOGO ON EXTERIOR 1/4" THICK DIMENSIONAL LETTERS PAINTED TO MATCH PMS
MOUNTED TO EXTERIOR WITH NON-CORROSIVE PINS AND VHB ADHESIVE

B.03 SUSPENDED SPHERE DURATRANS FILM ON ACRYLIC, LIGHT BOX INSIDE

B.04 INFORMATION DESK DURATRANS FILM ON ACRYLIC, LIGHT BOX INSIDE, WITH A CUSTOM LAMINATE COATING

AREA IDENTIFICATION

C.01 SUSPENDED SPHERE DURATRANS FILM ON ACRYLIC SPHERE, LIGHT BOX INSIDE

C.02 ENTRANCE GRAPHIC DIRECT PRINT ON 3M SCOTCHPRINT WRAP FILM BRUSHED STEEL BLUE WITH UV COATING

CONTENT GRAPHICS

D.01 CIRCULAR GRAPHIC WITH HEADSET DIRECT PRINT ON BACKLIT ACRYLITE MOUNTED WITH BLIND FASTENER STANDOFFS,
NON-CORROSIVE PINS AND VHB ADHESIVE, TO THE EXHIBITION PARTITION

D.02 CIRCULAR GRAPHIC DIRECT PRINT ON BACKLIT ACRYLITE MOUNTED WITH BLIND FASTENER STANDOFFS,
NON-CORROSIVE PINS AND VHB ADHESIVE, TO THE EXHIBITION PARTITION

D.03 DECAL TEXT: INTROSPECTIVE QUESTIONS ACRYLIC BACKED WITH COLOR INSTALLED WITH BLIND FASTENING

DIRECTIVES

E.01 CIRCULAR GRAPHIC TRANSITION SPACES DIRECT PRINT ON BACKLIT ACRYLITE MOUNTED WITH BLIND FASTENER STANDOFFS,
NON-CORROSIVE PINS AND VHB ADHESIVE, TO THE EXHIBITION PARTITION

IMMERSIVE ENVIRONMENTAL GRAPHICS

F.01 EXTERIOR WALLS DIRECT PRINT ON FABRIC OF EXTERIOR WALLS WITH UV COATING AND WRAPPED RETURNS

F.02 INTERIOR WALLS DIRECT PRINT ON FABRIC OF INTERIOR WALLS WITH UV COATING AND WRAPPED RETURNS

F.03 BRANDED DIGITAL STANTIONS TRANSPARENT ULTRA CLEAR POLYESTER PRINT OVER METALLIC PAINT PVC VINYL

F.04 MURALS HIGH RESOLUTION MATTE FINISH DIGITAL INKJET PRINT APPLIED TO CURVED EXHIBITION PARTITION
WITH WRAPPED RETURNS

DIGITAL MEDIA

G.01 INTRODUCTION VIDEO PROJECTION SCREEN

G.02 SENSORY PROJECTION MURAL SENSORY PROJECTION ON CURVED EXHIBITION PARTITION

G.03 SPHERE INTERACTIVE SENSORY PROJECTION INSIDE SPHERE INTERACTIVE

G.04 SUSPENDED DOME INTERACTIVE LED SCREEN INTERACTIVE INSIDE BLACK VELVET WRAPPED DOME WITH LED NODES

G.05 TABLE INTERACTIVE SENSORY PROJECTION INSIDE TABLE INTERACTIVE

G.06 DIGITAL SCREEN INTERACTIVE DIGITAL SCREEN INTERACTIVE

G.07 TRANSITIONAL PROJECTIONS MOTION PROJECTION ON FABRIC

G.08 INTERIOR DOME SURFACES MOTION PROJECTION ON WRAPPED FABRIC WITH WRAPPED RETURNS CAPPED WITH ALUMINUM STEEL EDGES



GRACE WOELKERS

SIGN TYPE 000

PROJECT EXIST

DATE 12.09.2022

GRAPHIC TYPE AS NOTED

SIGN NO. AS NOTED

SCALE AS NOTED

NOTES

These drawings are not for construction. Contractors shall always verify and be responsible for all dimensions and conditions and inform this office of any variations prior to performing work. Written dimensions shall have authority over scaled dimensions. This office shall review contractor's shop details prior to fabrication. Mounting detail to be reviewed and modified based on recommendations from fabricator.

KEY PLAN

- WAYFINDING
- INTRODUCTION
- AREA IDENTIFICATION
- CONTENT GRAPHICS
- DIRECTIVES
- IMMERSIVE ENVIRONMENTAL GRAPHICS
- DIGITAL MEDIA



DRAWING NO.
EX. 2.01

GRAPHIC SPECIFICATIONS

CODES	GRAPHIC TYPE
EXTERIOR	
01.01.01	A.01
01.01.02	A.01
01.01.03	A.01
01.01.04	A.01
01.02.00	B.01
01.04.01	F.01
01.04.02	F.01
01.04.03	F.01
01.04.04	F.01
01.04.05	F.01
01.04.06	F.01
01.04.07	F.01
01.04.08	F.01
FEAR OF THE UNKNOWN	
02.01.00	B.02
02.02.00	B.03
02.03.00	B.04
02.04.00	G.01
02.05.00	F.02
02.06.00	F.02
02.06.00	F.02
DISORIENT TO ORIENT	
03.01.00	C.01
03.02.00	F.04
03.03.00	D.01
03.04.00	D.02
03.05.00	E.01
03.06.00	F.02
03.07.00	G.07

CODES	GRAPHIC TYPE
THE BECOMING	
04.01.00	C.01
04.02.00	G.02
04.03.00	F.02
04.04.01	G.03
04.04.02	G.03
04.04.03	G.03
04.04.04	G.03
04.04.05	G.03
04.05.00	G.07
ZOOMING OUT	
05.01.00	C.01
05.02.00	F.04
05.03.00	D.01
05.04.00	D.02
05.05.00	F.02
05.06.01	G.04
05.06.02	G.04
05.06.03	G.04
05.06.04	G.04
05.06.05	G.04
05.07.00	G.07
THE BUTTERFLY EFFECT	
06.01.00	C.01
06.02.00	F.04
06.03.00	D.01
06.04.00	D.02
06.05.00	F.02
06.06.00	G.07



GRACE WOELKERS

SIGN TYPE	000
PROJECT	EXIST
DATE	12.09.2022
GRAPHIC TYPE	AS NOTED
SIGN NO.	AS NOTED
SCALE	AS NOTED

NOTES

These drawings are not for construction. Contractors shall always verify and be responsible for all dimensions and conditions and inform this office of any variations prior to performing work. Written dimensions shall have authority over scaled dimensions. This office shall review contractor's shop details prior to fabrication. Mounting detail to be reviewed and modified based on recommendations from fabricator.

KEY PLAN

- WAYFINDING
- INTRODUCTION
- AREA IDENTIFICATION
- CONTENT GRAPHICS
- DIRECTIVES
- IMMERSIVE ENVIRONMENTAL GRAPHICS
- DIGITAL MEDIA



DRAWING NO.
EX. 2.02

GRAPHIC SPECIFICATIONS

CODES	GRAPHIC TYPE
-------	--------------

THE CROSSING OVER

07.01.00	C.01
07.02.01	D.03
07.02.02	D.03
07.02.03	D.03
07.02.04	D.03
07.02.05	D.03
07.02.06	D.03
07.02.07	D.03
07.02.08	D.03
07.02.09	D.03
07.02.10	D.03
07.02.11	D.03
07.02.12	D.03
07.02.13	D.03
07.02.14	D.03
07.02.15	D.03
07.02.16	D.03
07.03.00	G.07

LOOKING INWARD

08.01.00	C.01
08.02.00	F.04
08.03.00	D.01
08.04.00	D.02
08.05.00	F.02
08.06.00	G.05
08.07.00	G.07

CODES	GRAPHIC TYPE
-------	--------------

ENHANCED PERCEPTION

09.01.00	C.01
09.02.00	G.02
09.03.00	C.02
09.04.01	F.03
09.04.02	F.03
09.04.03	F.03
09.04.04	F.03
09.04.05	F.03
09.04.06	F.03
09.05.01	G.06
09.05.02	G.06
09.05.03	G.06
09.05.04	G.06
09.05.05	G.06
09.05.06	G.06

TO INFINITY + ELSEWHERE

10.01.00	G.08
----------	------



GRACE WOELKERS

SIGN TYPE 000

PROJECT EXIST

DATE 12.09.2022

GRAPHIC TYPE AS NOTED

SIGN NO. AS NOTED

SCALE AS NOTED

NOTES

These drawings are not for construction. Contractors shall always verify and be responsible for all dimensions and conditions and inform this office of any variations prior to performing work. Written dimensions shall have authority over scaled dimensions. This office shall review contractor's shop details prior to fabrication. Mounting detail to be reviewed and modified based on recommendations from fabricator.

KEY PLAN

- WAYFINDING
- INTRODUCTION
- AREA IDENTIFICATION
- CONTENT GRAPHICS
- DIRECTIVES
- IMMERSIVE ENVIRONMENTAL GRAPHICS
- DIGITAL MEDIA



DRAWING NO.
EX. 2.03

MATERIAL SCHEDULE

MATERIAL	CODE	DESCRIPTION	FINISH	LOCATION	THUMBNAIL
STAINLESS STEEL	SS.01	HOLLOWED OUT SEMI-SPHERE	NONE	AREA 2 FASTENED AN INCH OFF THE RIGHT HAND WALL	
	SS.02	HOLLOWED OUT FULL SPHERE	NONE	AREA 3 CENTER INSTALLATION	
	SS.03	POLES	NONE	AREA 3 HOLDING THE CENTER INSTALLATION	
	SS.04	CURVED BEAMS	NONE	AREA 10 PERPETUAL MOTION SCULPTURE	
	SS.05	HAND-CRAFTED CURVED BEAM AND BARS	NONE	AREA 6 KINETIC SCULPTURE	
FURNITURE	FN.01	CURVED BENCH	GLOSS	AREA 2 INTRODUCTION VIDEO	
	FN.02	FIBERGLASS & UPHOLSTERY CHAIRS	NONE	AREA 10 SURROUNDING PERPETUAL MOTION SCULPTURE	
SPHERES	SPH.01	WEIGHTED KINETIC SPHERES	METALLIC COLORED PAINT	AREA 6 KINETIC SCULPTURE	
	SPH.02	WEIGHTED KINETIC SPHERES	STAINLESS STEEL	AREA 10 PERPETUAL MOTION SCULPTURE	



GRACE WOELKERS

SIGN TYPE 000

PROJECT EXIST

DATE 12.09.2022

GRAPHIC TYPE AS NOTED

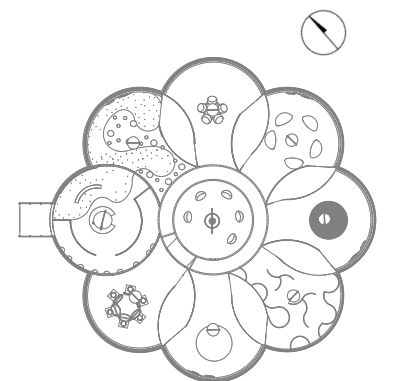
SIGN NO. AS NOTED

SCALE AS NOTED

NOTES

These drawings are not for construction. Contractors shall always verify and be responsible for all dimensions and conditions and inform this office of any variations prior to performing work. Written dimensions shall have authority over scaled dimensions. This office shall review contractor's shop details prior to fabrication. Mounting detail to be reviewed and modified based on recommendations from fabricator.

KEY PLAN



DRAWING NO. EX. 2.04

MATERIAL SCHEDULE CONT.

MATERIAL	CODE	DESCRIPTION	FINISH	LOCATION	THUMBNAIL
SPHERES CONT'D	SPH.03	INTERIOR LIT HOLLOWED FROSTED SPHERE	FROSTED	AREA 3 CENTER INSTALLATION	
	SPH.04	ACRYLIC SPHERE	NONE	AREA 8 CENTER OF INTERACTIVE TOUCH TABLE	
PORTABLE OUTDOOR TILING	TL.01	ASSEMBLED TILING	PAINTED CONCRETE	FLOORING	
CARPET	CP.01	LED FIBER-OPTIC STAR CARPET	NONE	AREA 2 + 3 FLOORING	
PLEXIGLASS	PG.01	PLEXIGLASS RAILING SYSTEM	NONE	AREA 2 RAILING DIVIDER	
304 GRADE TUBING	TB.01	2" DIAMETER TUBING HAND RAIL FRAME	POLISHED BLACK STEEL	AREA 2 RAILING DIVIDER	
LACQUERED WOOD	WD.01	SEMICIRCULAR INFORMATION DESK	NONE	AREA 2 INFORMATION DESK	
FABRIC WRAP	FB.01	SUEDE FABRIC WRAP INSET WITH LED NODES	BLACK SUEDE	AREA 5 LINING THE INSIDE OF THE INTERACTIVE DOMES	
ALUMINUM	AL.01	ENCASING OF SENSORY TOUCH INTERACTIVE	PAINTED METALLIC BRONZE	AREA 4 INTERACTIVE INSTALLATION	



GRACE WOELKERS

SIGN TYPE 000

PROJECT EXIST

DATE 12.09.2022

GRAPHIC TYPE AS NOTED

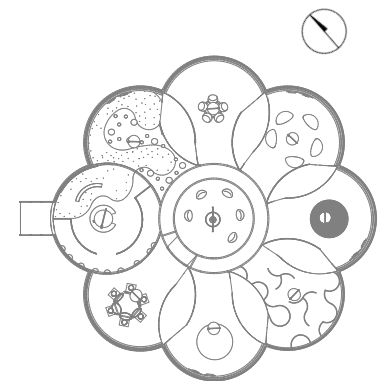
SIGN NO. AS NOTED

SCALE AS NOTED

NOTES

These drawings are not for construction. Contractors shall always verify and be responsible for all dimensions and conditions and inform this office of any variations prior to performing work. Written dimensions shall have authority over scaled dimensions. This office shall review contractor's shop details prior to fabrication. Mounting detail to be reviewed and modified based on recommendations from fabricator.

KEY PLAN



DRAWING NO. EX. 2.05

MATERIAL SCHEDULE CONT.

MATERIAL	CODE	DESCRIPTION	FINISH	LOCATION	THUMBNAIL
ALUMINUM CONT'D	AL.02	EXTERIOR DOME INTERACTIVE	PAINTED CHROME	AREA 5 DOME INTERACTIVE	
STEEL	ST.01	REMOVABLE STEEL POLES FOR INTERACTIVE STABILITY	NONE	AREA 5 DOME INTERACTIVE	
WEIGHTED BASE	WB.01	WEIGHTED BASE FOR INTERACTIVE STABILITY	BLACK GLOSS	AREA 5 DOME INTERACTIVE	
ARMATURE WIRE	AW.01	WIRE HOLDING KINETIC SPHERES	NONE	AREA 6 KINETIC SCULPTURE	
MODULAR CURVED PARTITION	MW.01	CURVED MODULAR PARTITION HEIGHTS OF 4'6", 8', 10'	REFLECTIVE FILM	AREA 7 MIRROR INSTALLATION	
REFLECTIVE FILM	RF.01	REFLECTIVE FILM WRAP ON INTERACTIVE TOUCH TABLE	BLUE	AREA 8 INTERACTIVE TABLE	
SEMI-OPAQUE VINYL WRAP	VW.01	WRAP ON ACRYLIC SPHERE	GREY MOON PATTERN	AREA 8 CENTER OF INTERACTIVE TABLE	
PVC VINYL WRAP	PV.01	WRAP ON ALUMINUM SHEETS OF DIGITAL SCREEN STANDS	METALLIC POWDER COAT GLOSSY FINISH	AREA 9 DIGITAL SCREEN STANDS	
ALUMINUM SHEET	AS.01	SHEETING OF DIGITAL SCREEN STANDS	NONE	AREA 9 DIGITAL SCREEN STANDS	



GRACE WOELKERS

SIGN TYPE 000

PROJECT EXIST

DATE 12.09.2022

GRAPHIC TYPE AS NOTED

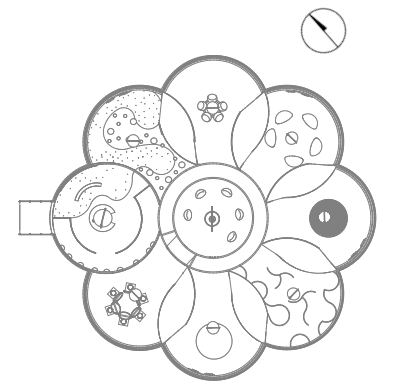
SIGN NO. AS NOTED

SCALE AS NOTED

NOTES

These drawings are not for construction. Contractors shall always verify and be responsible for all dimensions and conditions and inform this office of any variations prior to performing work. Written dimensions shall have authority over scaled dimensions. This office shall review contractor's shop details prior to fabrication. Mounting detail to be reviewed and modified based on recommendations from fabricator.

KEY PLAN



DRAWING NO. EX. 2.06

LIGHTING SCHEDULE

FIXTURE	CODE	MFRG + LINE	DESCRIPTION	MOUNTING	LOCATION	THUMBNAIL
SPOTLIGHT	SP.01	BRUCK GEX15 CYLINDER FIXTURE MULTI-MOUNT	LED LIGHTING, MULTIPLE MOUNTING APPLICATIONS, FEATURES OPTICAL LENS AND GLARE REDUCTION ACCESSORIES	SURFACE MOUNTED TO TRACK	ALL AREAS	
TRACK	TK.01	BRUCK GEO X TRACK	LINEAR TRACKING, MAX 2400 WATTS, OPTICAL AND THERMAL PERFORMANCE	SURFACE MOUNTED TO TRUSS SYSTEM	ALL AREAS	
LED LIGHTING	LL.01	PURE EDGE LIGHTING TWIST STRIP 3.3W 24VDC HIGH OUPUT	COMMERCIAL GRADE (95+CRI) VOLT TWIST STRIP BENDS UP TO 90° FOR INSTALLATION	SURFACE MOUNTED TO INTERIOR SPHERE	AREA 2 INSIDE SS.01	
	LL.02	PURE EDGE LIGHTING TWIST STRIP 3.3W 24VDC HIGH OUPUT	COMMERCIAL GRADE (95+CRI) VOLT TWIST STRIP BENDS UP TO 90° FOR INSTALLATION	SURFACE MOUNTED TO BACK OF D.01 GRAPHICS	AREAS 3,5,6,8	
	LL.03	PURE EDGE LIGHTING TWIST STRIP 3.3W 24VDC HIGH OUPUT	COMMERCIAL GRADE (95+CRI) VOLT TWIST STRIP BENDS UP TO 90° FOR INSTALLATION	SURFACE MOUNTED TO BACK OF D.02 GRAPHICS	AREAS 3,5,6,8	
	LL.04	PURE EDGE LIGHTING TWIST STRIP 3.3W 24VDC HIGH OUPUT	COMMERCIAL GRADE (95+CRI) VOLT TWIST STRIP BENDS UP TO 90° FOR INSTALLATION	SURFACE MOUNTED TO BACK OF E.01 GRAPHIC	AREA 3	
	LL.05	PURE EDGE LIGHTING TWIST STRIP 3.3W 24VDC HIGH OUPUT	COMMERCIAL GRADE (95+CRI) VOLT TWIST STRIP BENDS UP TO 90° FOR INSTALLATION	SURFACE MOUNTED UNDER EXHIBITION PARTITION	AREAS 3,4,5,6,8,9	
	LL.06	TRUCIRQUE .5A & 1A 24VDC REMOTE POWER LED SYSTEM	LED SYSTEM, FIELD CUTTABLE GLARE-FREE ILLUMINATION (95+CRI)	RECESSED IN FLOOR TILING	AREA 9 DIGITAL SCREEN INTERACTIVE TILE FLOORING	
	LL.07	GOVEE MOTION SENSOR LED LIGHT STRIP	MEMORY FUNCTION, 6 ADJUSTABLE BRIGHTNESS, SOFT WARM WHITE	SURFACE MOUNTED INSIDE SPH.03 MATERIAL	AREA 3	
PENDANT	PT.01	HOZZ ORB 1-LIGHT PENDANT	POLISHED CHROME, 12V 64 XENON BULB 20 WATTS	SURFACE MOUNTED TO TRUSS SYSTEM	AREA 8	
BULB	BL.01	300 WATT E39 BULB	40,000 LUMENS; 130 LUMEN/WATT. 360° LIGHTING	SURFACE MOUNTED INSIDE SPH.04 MATERIAL	AREA 8	



GRACE WOELKERS

SIGN TYPE 000

PROJECT EXIST

DATE 12.09.2022

GRAPHIC TYPE AS NOTED

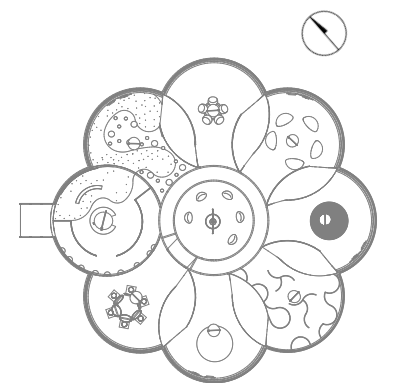
SIGN NO. AS NOTED

SCALE AS NOTED

NOTES

These drawings are not for construction. Contractors shall always verify and be responsible for all dimensions and conditions and inform this office of any variations prior to performing work. Written dimensions shall have authority over scaled dimensions. This office shall review contractor's shop details prior to fabrication. Mounting detail to be reviewed and modified based on recommendations from fabricator.

KEY PLAN



DRAWING NO. EX. 2.07

AV SCHEDULE

MEDIA	CODE	MFRG + LINE	DESCRIPTION	MOUNTING	LOCATION	THUMBNAIL
PROJECTION MAP	PM.01	EPSON LIGHTSCENE EV-115 2200-LUMEN WXGA LASER 3LCD PROJECTOR	COLOR AND WHITE BRIGHTNESS OF 2200 LUMENS, WXGA (1280 X 800) NATIVE RESOLUTION, 1.38 TO 2.19:1 THROW RATIO	SURFACE MOUNTED TO BOTTOM OF EXHIBITION PARTITION	TRANSITIONAL SPACES	
	PM.02	EPSON LIGHTSCENE EV-115 2200-LUMEN WXGA LASER 3LCD PROJECTOR	COLOR AND WHITE BRIGHTNESS OF 2200 LUMENS, WXGA (1280 X 800) NATIVE RESOLUTION, 1.38 TO 2.19:1 THROW RATIO	SURFACE MOUNTED TO TOP OF EXHIBITION PARTITION	TRANSITIONAL SPACES	
	PM.03	EPSON LIGHTSCENE EV-115 2200-LUMEN WXGA LASER 3LCD PROJECTOR	COLOR AND WHITE BRIGHTNESS OF 2200 LUMENS, WXGA (1280 X 800) NATIVE RESOLUTION, 1.38 TO 2.19:1 THROW RATIO	SURFACE MOUNTED TO TOP OF EXHIBITION PARTITION	AREA 10	
INTERACTIVE PROJECTION	SP.01	SPORTSWALL BY ACTIVE FLOOR	COMES WITH WIRELESS KEYBOARD, 16:10 PROJECTOR KIT, TRACKING CAMERA, STANDARD SPEAKERS, FULL INSTALL, PC WITH WINDOWS 10	SURFACE MOUNTED TO TRACK SYSTEM	AREA 4	
	SP.02	LUMOPLAY HARDWARE, ANY CIRCULAR TOUCH SCREEN	COMES WITH 1 X INTEL REALSENSE D435 CAMERA, 1 X LOGITECH K400 PLUS WIRELESS TOUCH KEYBOARD, 1 X MOUNTING HARDWARE	SURFACE MOUNTED TO INTERIOR OF AL.01 MATERIAL	AREA 4	
VIDEO PROJECTION	VP.01	EPSON POWERLITE 2250U FULL HD WUXGA 3LCD PROJECTOR, BLACK	3-CHIP TECHNOLOGY FOR 3X HIGHER COLOR BRIGHTNESS, 3X WIDER COLOR GAMUT. 5,000 LUMENS, 300" WUXGA RES	SURFACE MOUNTED TO TRUSS SYSTEM	AREA 2	
	VP.02	EPSON POWERLITE 2250U FULL HD WUXGA 3LCD PROJECTOR, BLACK	3-CHIP TECHNOLOGY FOR 3X HIGHER COLOR BRIGHTNESS, 3X WIDER COLOR GAMUT. 5,000 LUMENS, 300" WUXGA RES	SURFACE MOUNTED TO TRUSS SYSTEM	AREAS 3,4,5,6,8,9	
CURVED TOUCH SCREEN	CS.01	GAMING MONITOR CURVED TOUCH SCREEN 43" GAME CASINO ATM	HD RESOLUTION 1920*1080 VGA DVI CAPACITIVE TOUCH MONITOR	MOUNTED INSIDE AL.02 MATERIAL WITH CABLES	AREA 5	
360° TOUCH SCREEN	3TS.01	ROUND 360° TOUCHSCREEN TABLE AURORA	UNLIMITED TOUCH POINTS + USERS, INTEGRATED HIGH-END MEDIA PLAYER	SURFACE MOUNTED ON FLOOR TILING	AREA 8	
TOUCH SCREEN COMPUTER KIOSK	TS.01	TVLIQUIDATOR COMPUTER KIOSK	PEDESTAL, INTEL, WINDOWS 10, WIFI, 1080P	SURFACE MOUNTED INSIDE AS.01 MATERIAL	AREA 9	
PROJECTOR SCREEN	PS.01	ELITE SCREENS ELITE CURVE 235-125W2 LUNETTE 235 125 DIAG.	LUNETTE 235-CINEWHITE-1.1 GAIN, CINEMASCOPE [2.35:1]	SURFACE MOUNTED TO INTERIOR WALL	AREA 2	



GRACE WOELKERS

SIGN TYPE 000

PROJECT EXIST

DATE 12.09.2022

GRAPHIC TYPE AS NOTED

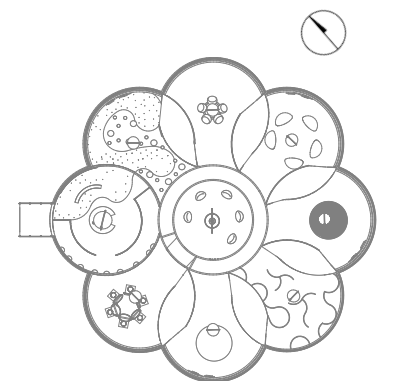
SIGN NO. AS NOTED

SCALE AS NOTED

NOTES

These drawings are not for construction. Contractors shall always verify and be responsible for all dimensions and conditions and inform this office of any variations prior to performing work. Written dimensions shall have authority over scaled dimensions. This office shall review contractor's shop details prior to fabrication. Mounting detail to be reviewed and modified based on recommendations from fabricator.

KEY PLAN



DRAWING NO. EX. 2.08

ARTIFACT SCHEDULE

MATERIAL	CODE	DESCRIPTION	FINISH	LOCATION	THUMBNAIL
INTRODUCTION VIDEO	IV.01	VIDEO THAT INTRODUCES EXISTENTIAL THINKING AND PREPS THE VISITORS	NONE	AREA 2 PROJECTION SCREEN 02.04.00 GRAPHIC	
JAMES WEBB TELESCOPE IMAGERY (WWW.WEBBTELESCOPE.ORG)	JW.01	EXOPLANT WASP-39 B AND ITS STAR [ILLUSTRATION]	HIGH RESOLUTION MATTE FINISH DIGITAL INKET PRINT	AREA 3 03.02.00 GRAPHIC	
	JW.02	EXOPLANT GJ 1214 B AND ITS STAR [ILLUSTRATION]	HIGH RESOLUTION MATTE FINISH DIGITAL INKET PRINT	AREA 5 05.02.00 GRAPHIC	
	JW.03	ILLUSTRATION OF EXOPLANT LHS 3844 B AND ITS	HIGH RESOLUTION MATTE FINISH DIGITAL INKET PRINT	AREA 6 06.02.00 GRAPHIC	
	JW.05	EXOPLANT TOI-421 B AND ITS STAR [ILLUSTRATION]	HIGH RESOLUTION MATTE FINISH DIGITAL INKET PRINT	AREA 8 08.02.00 GRAPHIC	
	JW.06	WEBB'S FIRST DEEP FIELD [NIRCAM IMAGE]	MOTION PROJECTED	AREA 10 10.01.00 GRAPHIC	



GRACE WOELKERS

SIGN TYPE 000

PROJECT EXIST

DATE 12.09.2022

GRAPHIC TYPE AS NOTED

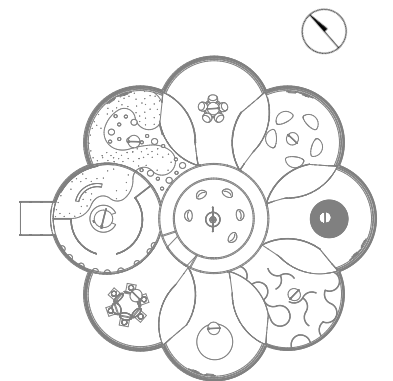
SIGN NO. AS NOTED

SCALE AS NOTED

NOTES

These drawings are not for construction. Contractors shall always verify and be responsible for all dimensions and conditions and inform this office of any variations prior to performing work. Written dimensions shall have authority over scaled dimensions. This office shall review contractor's shop details prior to fabrication. Mounting detail to be reviewed and modified based on recommendations from fabricator.

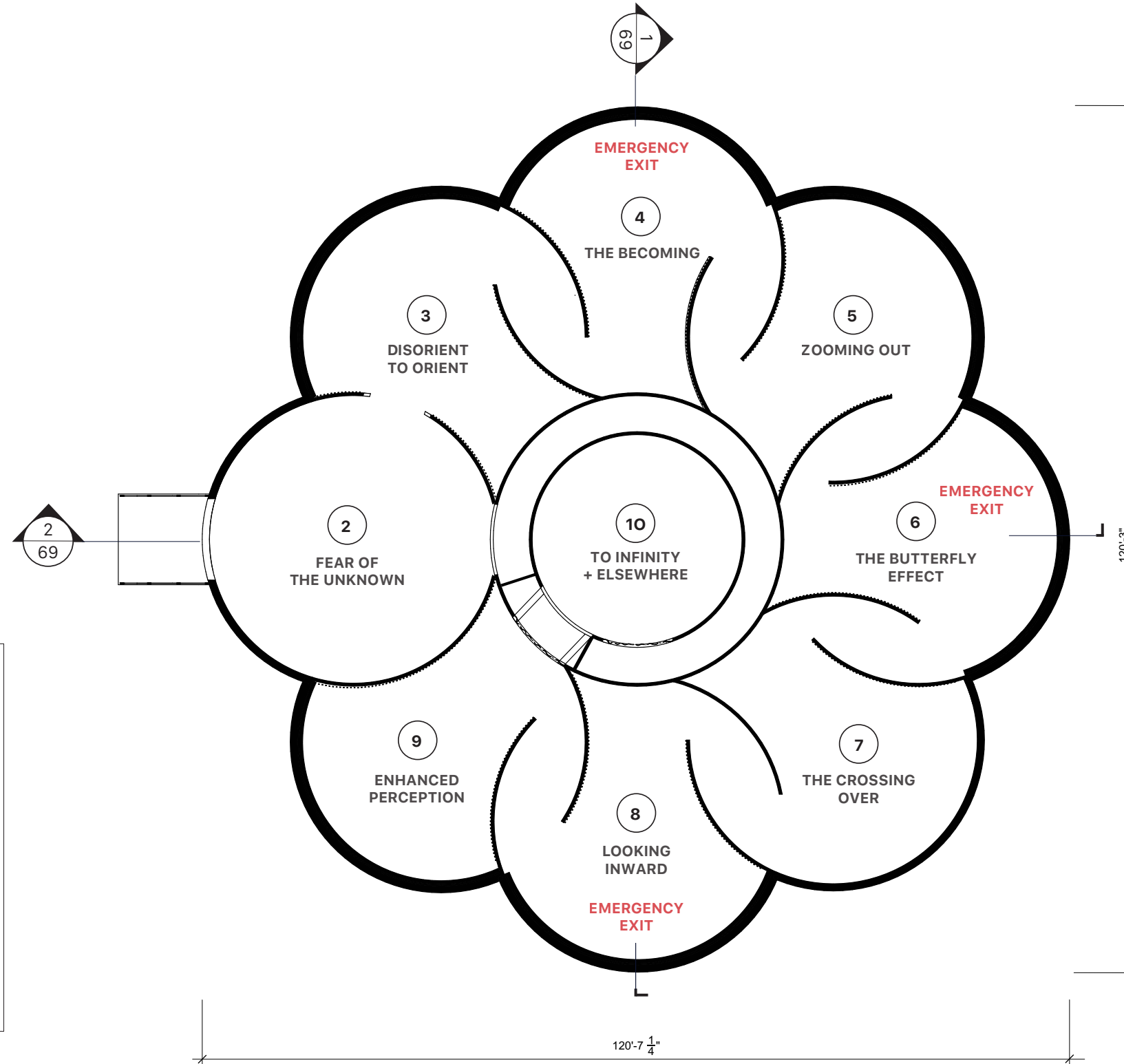

KEY PLAN



DRAWING NO.
EX. 2.09

EX.3.00
PLANS, ELEVATIONS
& SECTIONS

CODED FLOORPLAN



AREA LEGEND:

- ① EXTERIOR
- ② FEAR OF THE UNKNOWN
- ③ DISORIENT TO ORIENT
- ④ THE BECOMING
- ⑤ ZOOMING OUT
- ⑥ THE BUTTERFLY EFFECT
- ⑦ THE CROSSING OVER
- ⑧ LOOKING INWARD
- ⑨ ENHANCED PERCEPTION
- ⑩ TO INFINITY + ELSEWHERE

1 CODED FLOOR PLAN
SCALE: 1/16"=1'0"



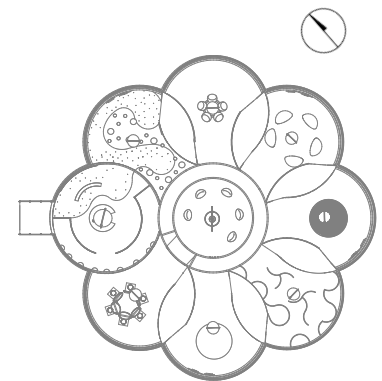
GRACE WOELKERS

SIGN TYPE	000
PROJECT	EXIST
DATE	12.09.2022
GRAPHIC TYPE	AS NOTED
SIGN NO.	AS NOTED
SCALE	AS NOTED

NOTES

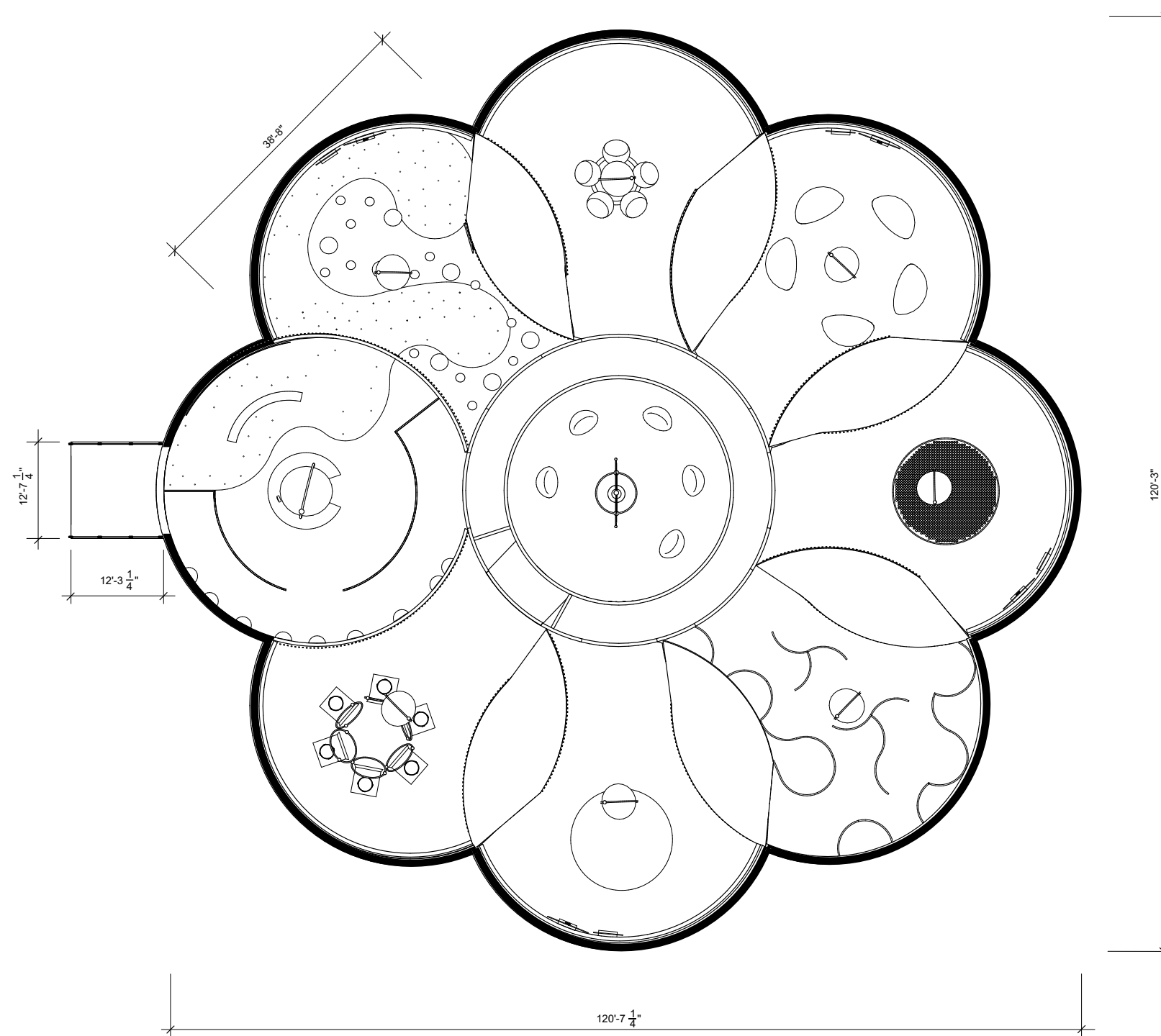

These drawings are not for construction. Contractors shall always verify and be responsible for all dimensions and conditions and inform this office of any variations prior to performing work. Written dimensions shall have authority over scaled dimensions. This office shall review contractor's shop details prior to fabrication. Mounting detail to be reviewed and modified based on recommendations from fabricator.

KEY PLAN



DRAWING NO.
EX. 3.01

FOCUSED FLOORPLAN



AREA LEGEND:

- 1 EXTERIOR
- 2 FEAR OF THE UNKNOWN
- 3 DISORIENT TO ORIENT
- 4 THE BECOMING
- 5 ZOOMING OUT
- 6 THE BUTTERFLY EFFECT
- 7 THE CROSSING OVER
- 8 LOOKING INWARD
- 9 ENHANCED PERCEPTION
- 10 TO INFINITY + ELSEWHERE

1 FOCUSED SITE FLOORPLAN
SCALE: 1/16"=1'0"



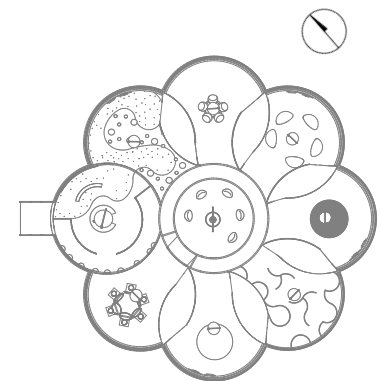
GRACE WOELKERS

SIGN TYPE	000
PROJECT	EXIST
DATE	12.09.2022
GRAPHIC TYPE	AS NOTED
SIGN NO.	AS NOTED
SCALE	AS NOTED

NOTES

These drawings are not for construction. Contractors shall always verify and be responsible for all dimensions and conditions and inform this office of any variations prior to performing work. Written dimensions shall have authority over scaled dimensions. This office shall review contractor's shop details prior to fabrication. Mounting detail to be reviewed and modified based on recommendations from fabricator.

KEY PLAN



EXTERIOR STRUCTURE DETAIL

FRAME MATERIAL: + HIGH QUALITY ALUMINUM ALLOY, OXIDATION TREATMENT

CONNECTION: + INSET JOINT, PARTS ADOPT STEEL WITH GALVANIZED WITHIN TRUSS SYSTEM

ALUMINUM CLIPPING SYSTEM WITH SHEET WRAP COVERING DOUBLE SIDE PVC COATED, WATER PROOF, FLAME RETARDANT, UV RADIATION, ANTI-AGING

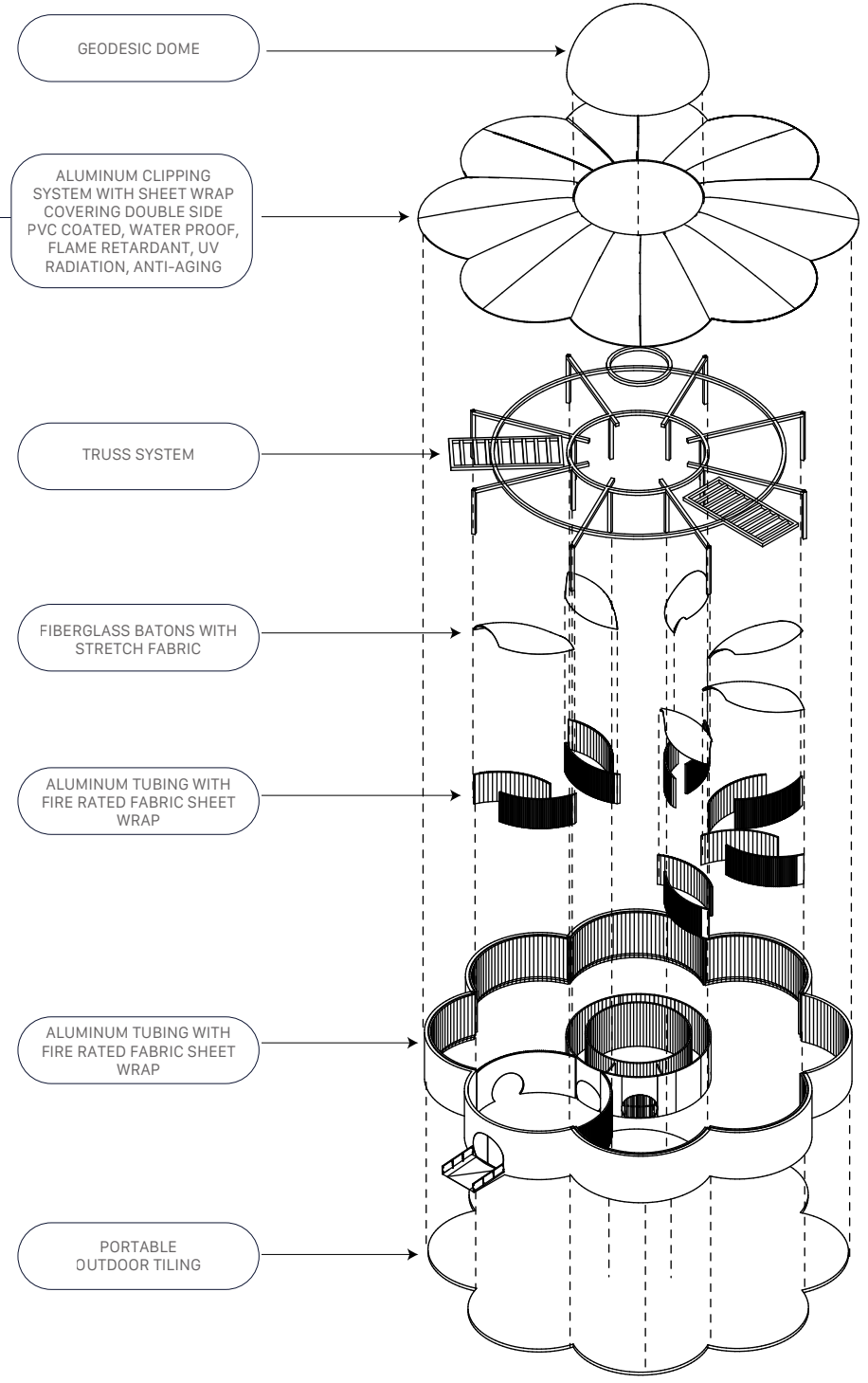
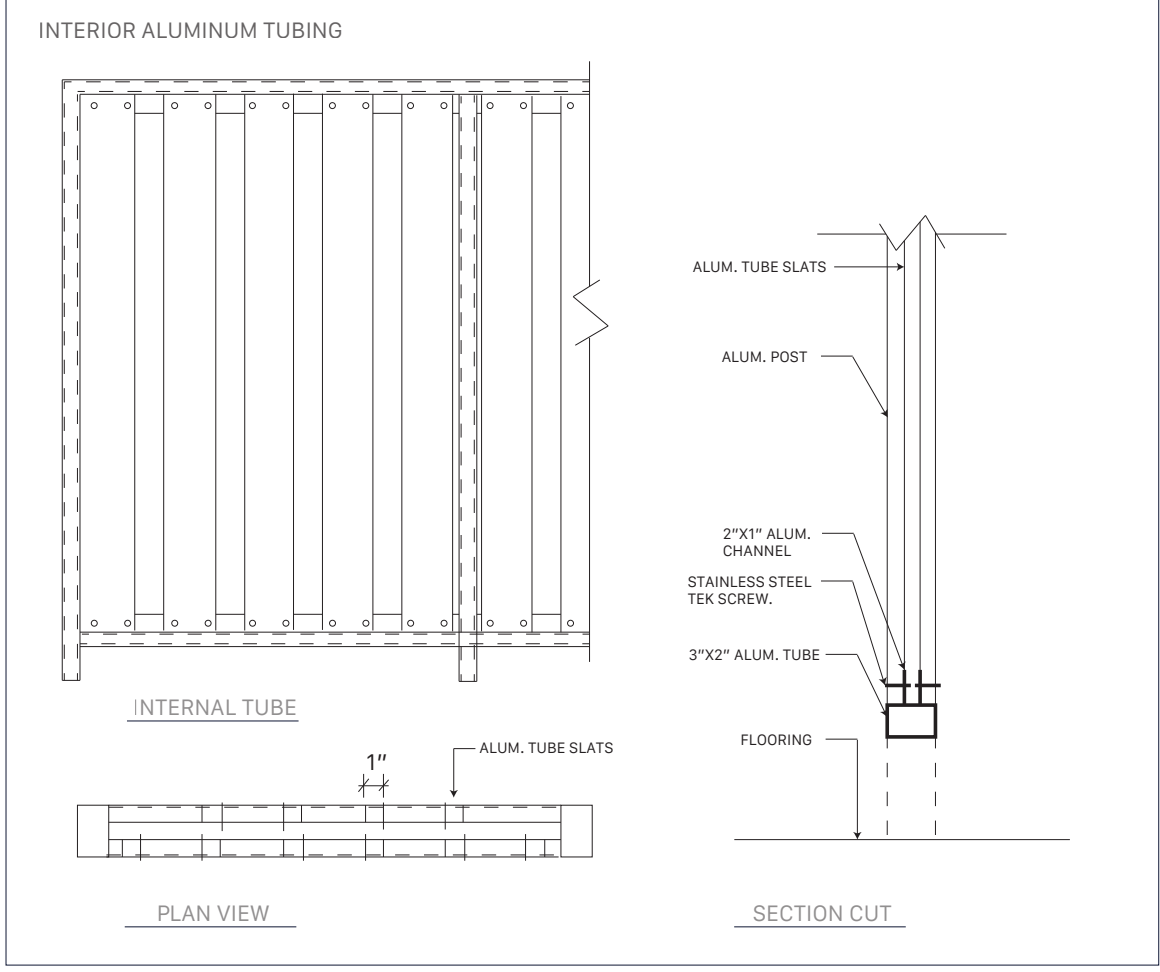
TRUSS SYSTEM

FIBERGLASS BATONS WITH STRETCH FABRIC

ALUMINUM TUBING WITH FIRE RATED FABRIC SHEET WRAP

ALUMINUM TUBING WITH FIRE RATED FABRIC SHEET WRAP

PORTABLE OUTDOOR TILING

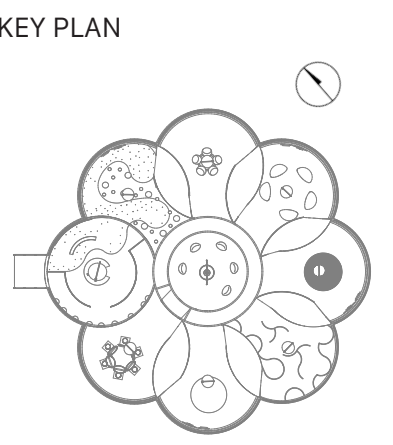


GRACE WOELKERS

SIGN TYPE	000
PROJECT	EXIST
DATE	12.09.2022
GRAPHIC TYPE	AS NOTED
SIGN NO.	AS NOTED
SCALE	AS NOTED

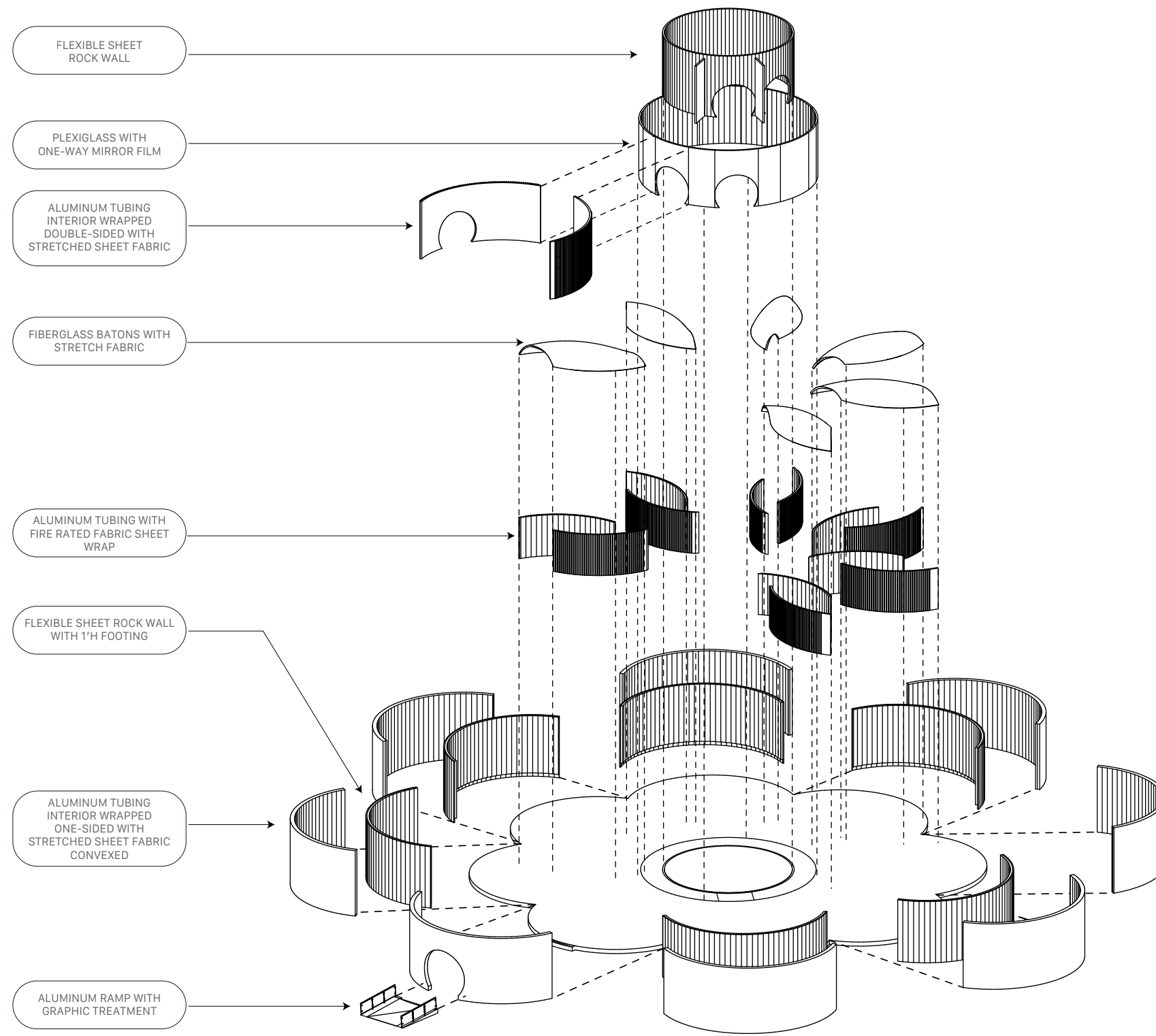
NOTES

These drawings are not for construction. Contractors shall always verify and be responsible for all dimensions and conditions and inform this office of any variations prior to performing work. Written dimensions shall have authority over scaled dimensions. This office shall review contractor's shop details prior to fabrication. Mounting detail to be reviewed and modified based on recommendations from fabricator.



1 EXTERIOR EXPLODED AXON VIEW
SCALE: 1/62"=1'0"

INTERIOR STRUCTURE DETAIL



FLEXIBLE SHEET ROCK WALL

PLEXIGLASS WITH ONE-WAY MIRROR FILM

ALUMINUM TUBING INTERIOR WRAPPED DOUBLE-SIDED WITH STRETCHED SHEET FABRIC

FIBERGLASS BATONS WITH STRETCH FABRIC

ALUMINUM TUBING WITH FIRE RATED FABRIC SHEET WRAP

FLEXIBLE SHEET ROCK WALL WITH 1'H FOOTING

ALUMINUM TUBING INTERIOR WRAPPED ONE-SIDED WITH STRETCHED SHEET FABRIC CONVEXED

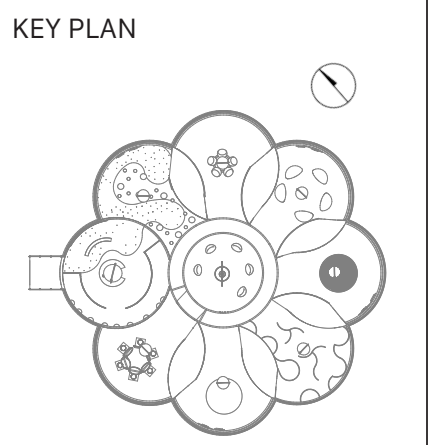
ALUMINUM RAMP WITH GRAPHIC TREATMENT



GRACE WOELKERS

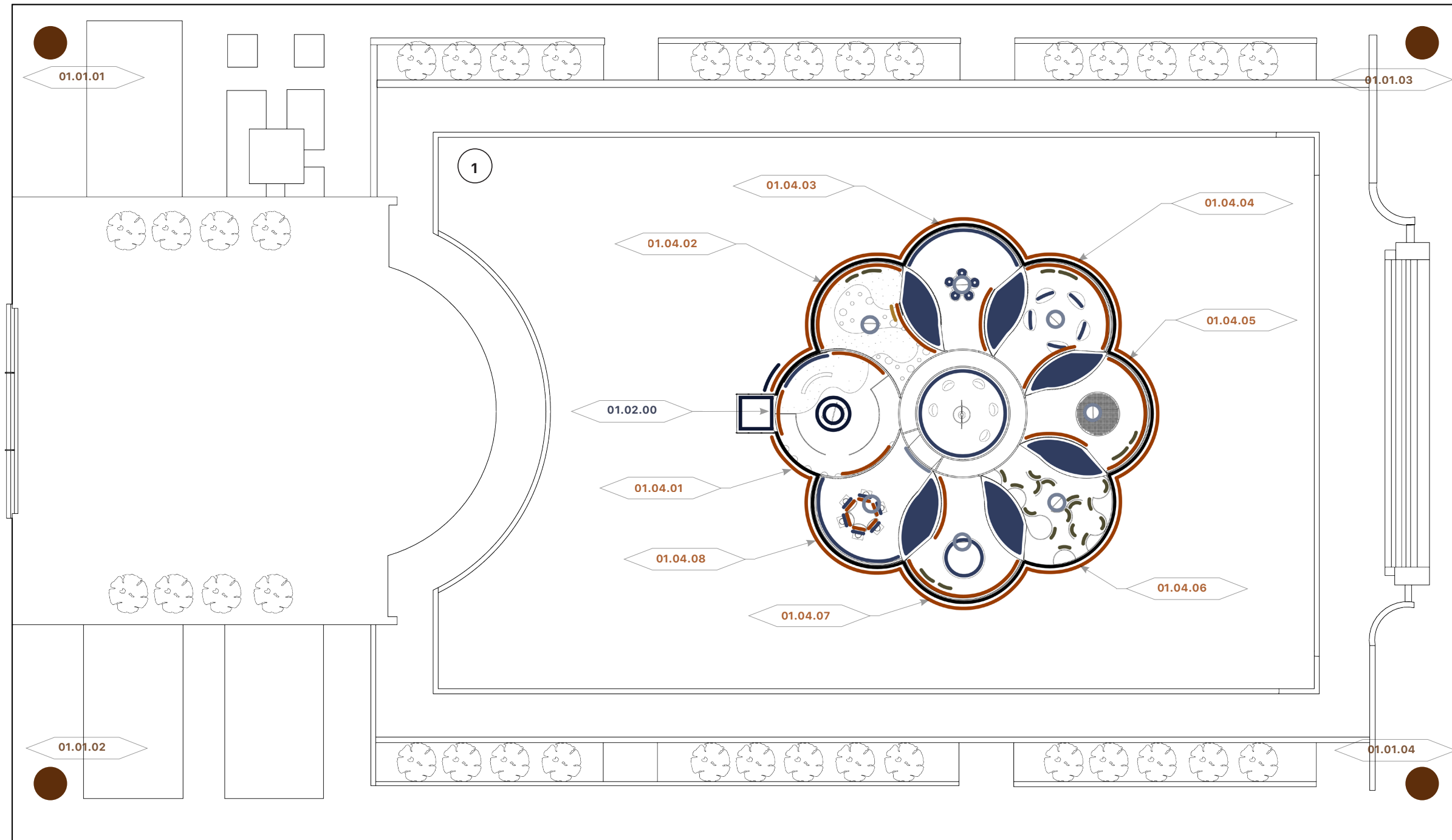
SIGN TYPE	000
PROJECT	EXIST
DATE	12.09.2022
GRAPHIC TYPE	AS NOTED
SIGN NO.	AS NOTED
SCALE	AS NOTED

NOTES
 These drawings are not for construction. Contractors shall always verify and be responsible for all dimensions and conditions and inform this office of any variations prior to performing work. Written dimensions shall have authority over scaled dimensions. This office shall review contractor's shop details prior to fabrication. Mounting detail to be reviewed and modified based on recommendations from fabricator.



1 INTERIOR EXPLODED AXON VIEW
 SCALE: 1/32"=1'0"

SITE GRAPHIC LOCATION PLAN



1 GRAPHIC LOCATION PLAN
SCALE: 1/16"=1'0"



GRACE WOELKERS

SIGN TYPE	000
PROJECT	EXIST
DATE	12.09.2022
GRAPHIC TYPE	AS NOTED
SIGN NO.	AS NOTED
SCALE	AS NOTED

NOTES

These drawings are not for construction. Contractors shall always verify and be responsible for all dimensions and conditions and inform this office of any variations prior to performing work. Written dimensions shall have authority over scaled dimensions. This office shall review contractor's shop details prior to fabrication. Mounting detail to be reviewed and modified based on recommendations from fabricator.

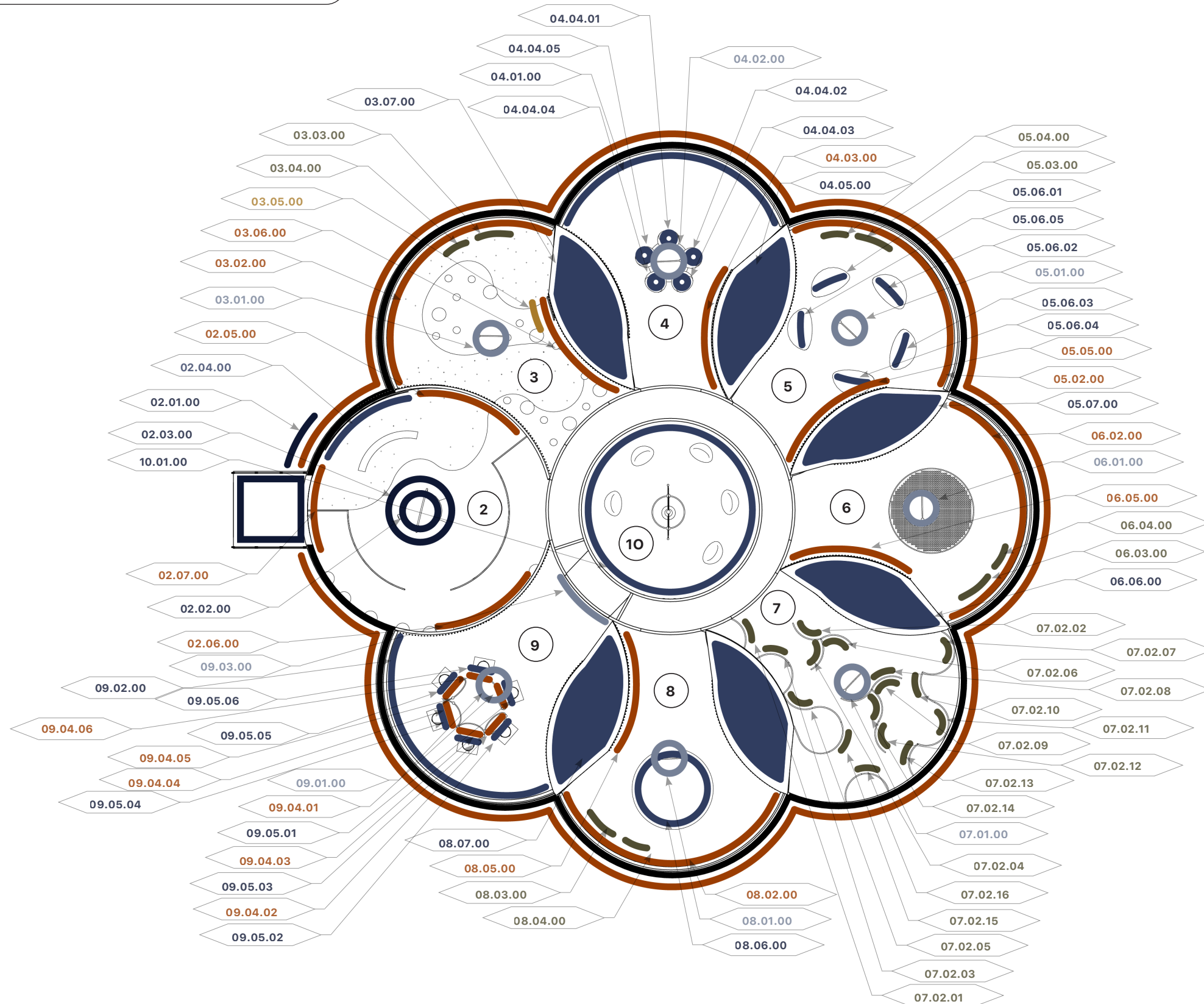
KEY PLAN

- WAYFINDING
- INTRODUCTION
- AREA IDENTIFICATION
- CONTENT GRAPHICS
- DIRECTIVES
- IMMERSIVE ENVIRONMENTAL GRAPHICS
- DIGITAL MEDIA



DRAWING NO.
EX. 3.05

FOCUSED GRAPHIC LOCATION PLAN



GRACE WOELKERS

SIGN TYPE	000
PROJECT	EXIST
DATE	12.09.2022
GRAPHIC TYPE	AS NOTED
SIGN NO.	AS NOTED
SCALE	AS NOTED

NOTES

These drawings are not for construction. Contractors shall always verify and be responsible for all dimensions and conditions and inform this office of any variations prior to performing work. Written dimensions shall have authority over scaled dimensions. This office shall review contractor's shop details prior to fabrication. Mounting detail to be reviewed and modified based on recommendations from fabricator.

KEY PLAN

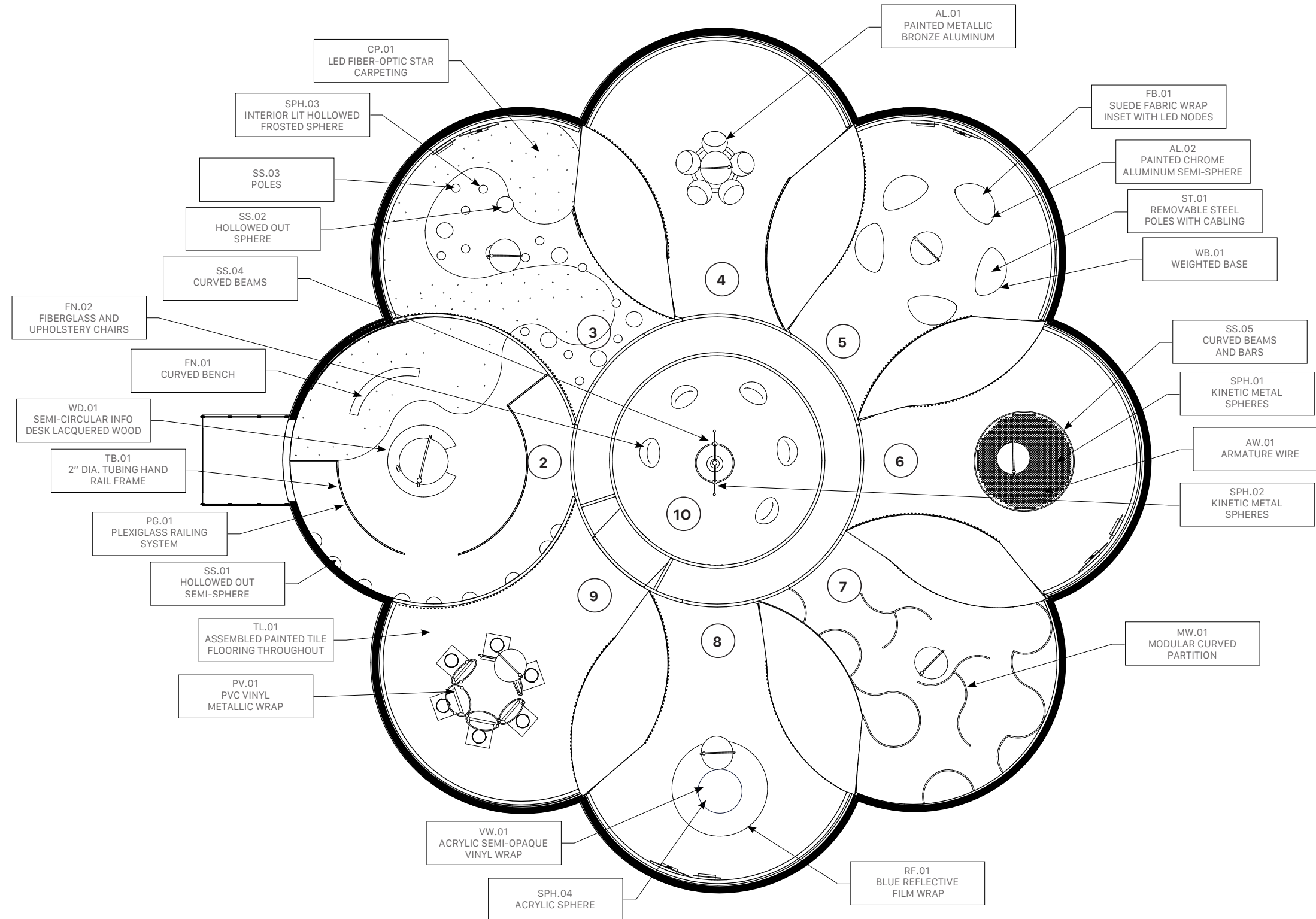
- WAYFINDING
- INTRODUCTION
- AREA IDENTIFICATION
- CONTENT GRAPHICS
- DIRECTIVES
- IMMERSIVE ENVIRONMENTAL GRAPHICS
- DIGITAL MEDIA

1 GRAPHIC LOCATION PLAN
SCALE: 1/16"=1'0"



DRAWING NO.
EX. 3.06

MATERIAL PLAN



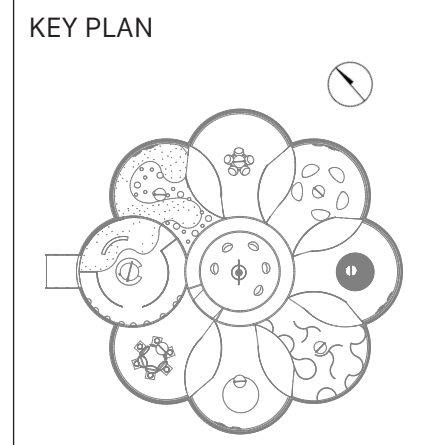
1 MATERIAL PLAN
SCALE: 1/16"=1'0"



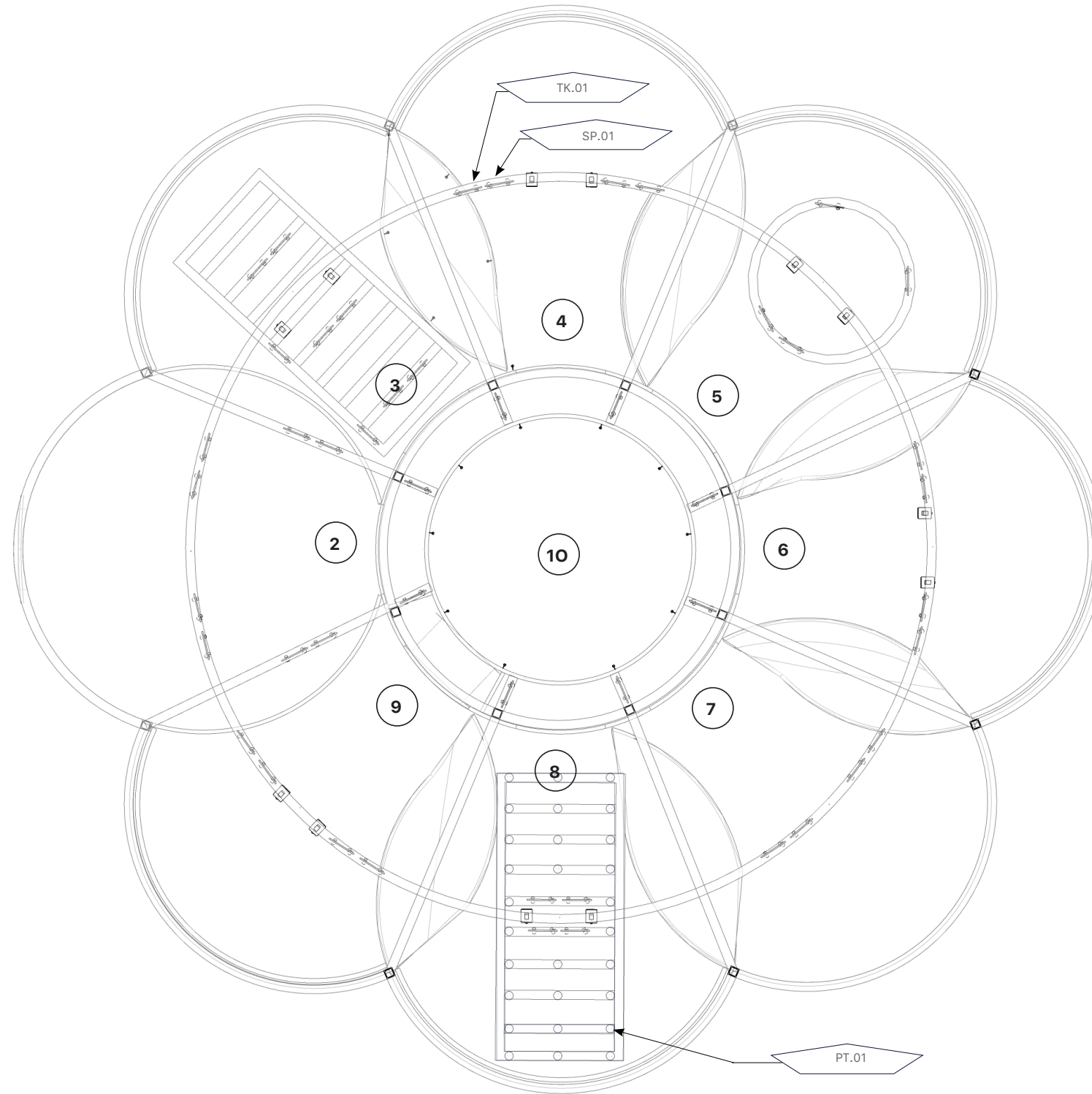
GRACE WOELKERS

SIGN TYPE	000
PROJECT	EXIST
DATE	12.09.2022
GRAPHIC TYPE	AS NOTED
SIGN NO.	AS NOTED
SCALE	AS NOTED

NOTES
These drawings are not for construction. Contractors shall always verify and be responsible for all dimensions and conditions and inform this office of any variations prior to performing work. Written dimensions shall have authority over scaled dimensions. This office shall review contractor's shop details prior to fabrication. Mounting detail to be reviewed and modified based on recommendations from fabricator.



REFLECTED CEILING PLAN



SYMBOLS:

- SPOTLIGHT & TRACK
- TRUSS SYSTEM



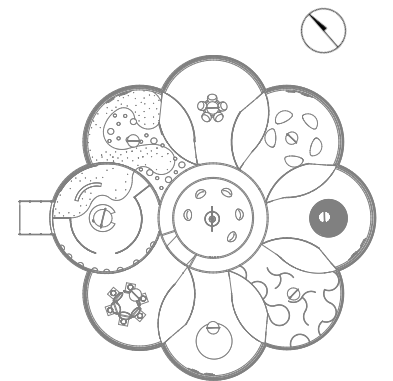
GRACE WOELKERS

SIGN TYPE	000
PROJECT	EXIST
DATE	12.09.2022
GRAPHIC TYPE	AS NOTED
SIGN NO.	AS NOTED
SCALE	AS NOTED

NOTES

These drawings are not for construction. Contractors shall always verify and be responsible for all dimensions and conditions and inform this office of any variations prior to performing work. Written dimensions shall have authority over scaled dimensions. This office shall review contractor's shop details prior to fabrication. Mounting detail to be reviewed and modified based on recommendations from fabricator.

KEY PLAN

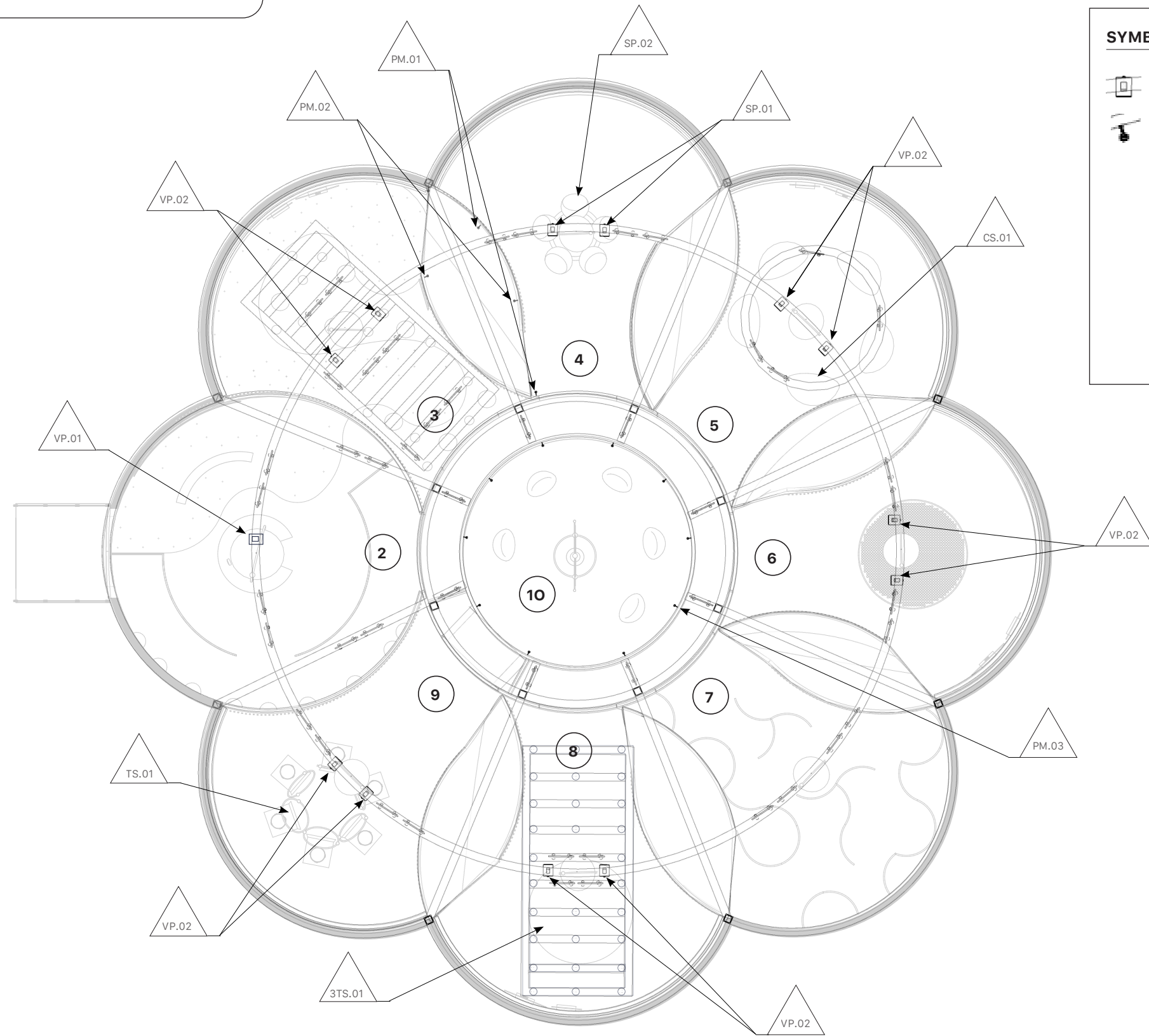


1 REFLECTED CEILING PLAN
SCALE: 1/16"=1'0"





DRAWING NO.
EX. 3.08

MEDIA PLAN



SYMBOLS:

-  PROJECTOR
-  PROJECTION MAPPING



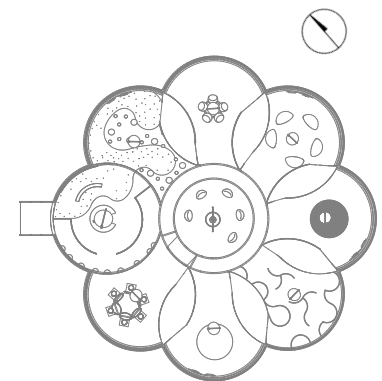
GRACE WOELKERS

SIGN TYPE	000
PROJECT	EXIST
DATE	12.09.2022
GRAPHIC TYPE	AS NOTED
SIGN NO.	AS NOTED
SCALE	AS NOTED

NOTES

These drawings are not for construction. Contractors shall always verify and be responsible for all dimensions and conditions and inform this office of any variations prior to performing work. Written dimensions shall have authority over scaled dimensions. This office shall review contractor's shop details prior to fabrication. Mounting detail to be reviewed and modified based on recommendations from fabricator.

KEY PLAN

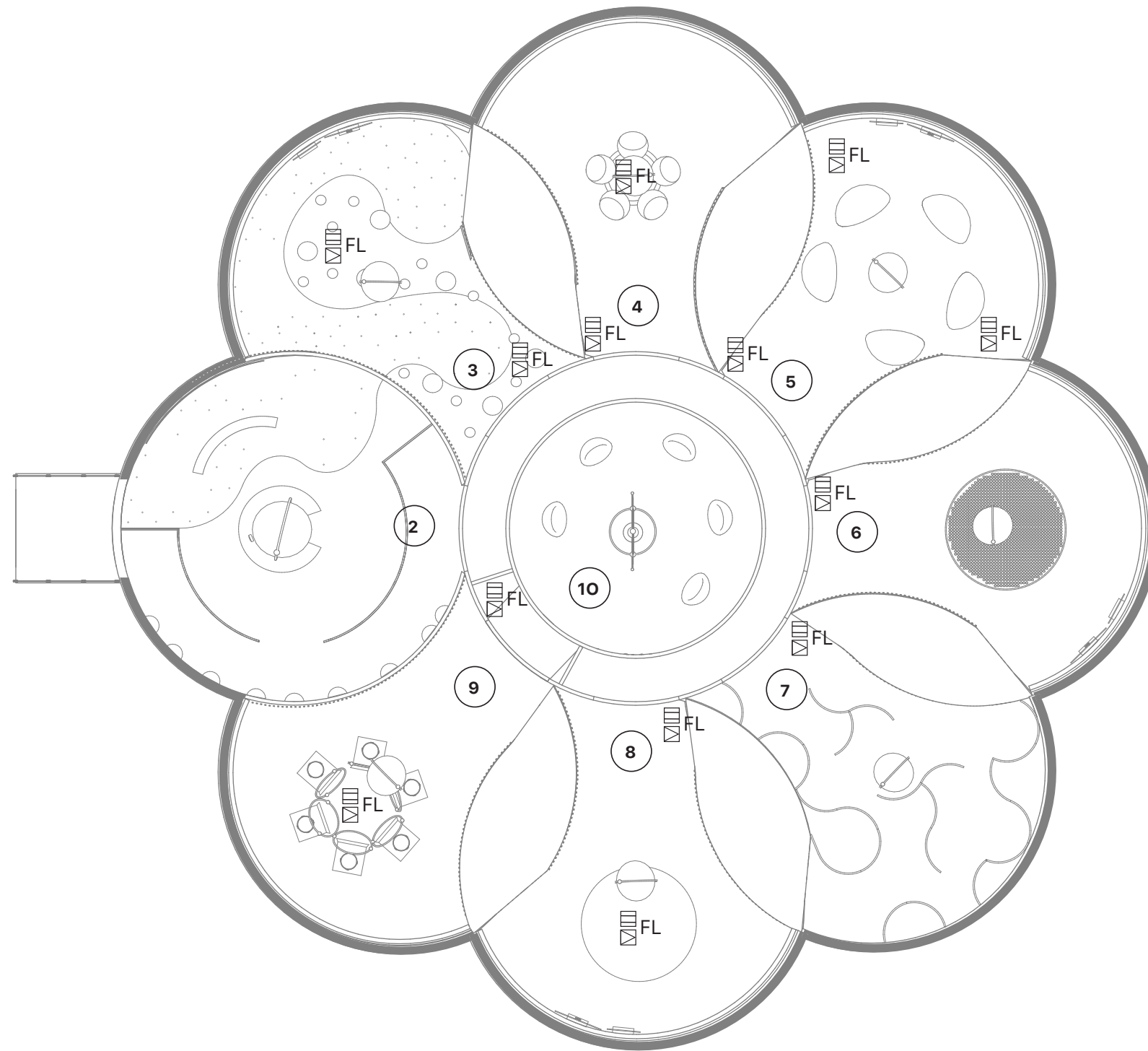


1 MEDIA PLAN
SCALE: 1/16"=1'0"



DRAWING NO.
EX. 3.09

POWER & DATA PLAN



SYMBOLS:

 FL FLOOR DUPLEX OUTLET



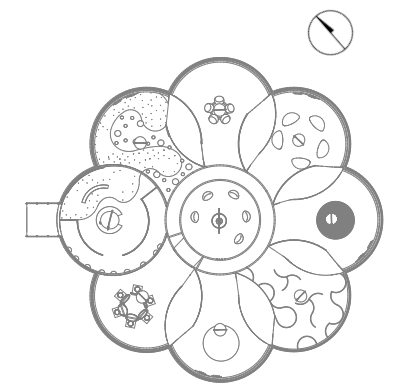
GRACE WOELKERS

SIGN TYPE	000
PROJECT	EXIST
DATE	12.09.2022
GRAPHIC TYPE	AS NOTED
SIGN NO.	AS NOTED
SCALE	AS NOTED

NOTES

These drawings are not for construction. Contractors shall always verify and be responsible for all dimensions and conditions and inform this office of any variations prior to performing work. Written dimensions shall have authority over scaled dimensions. This office shall review contractor's shop details prior to fabrication. Mounting detail to be reviewed and modified based on recommendations from fabricator.

KEY PLAN

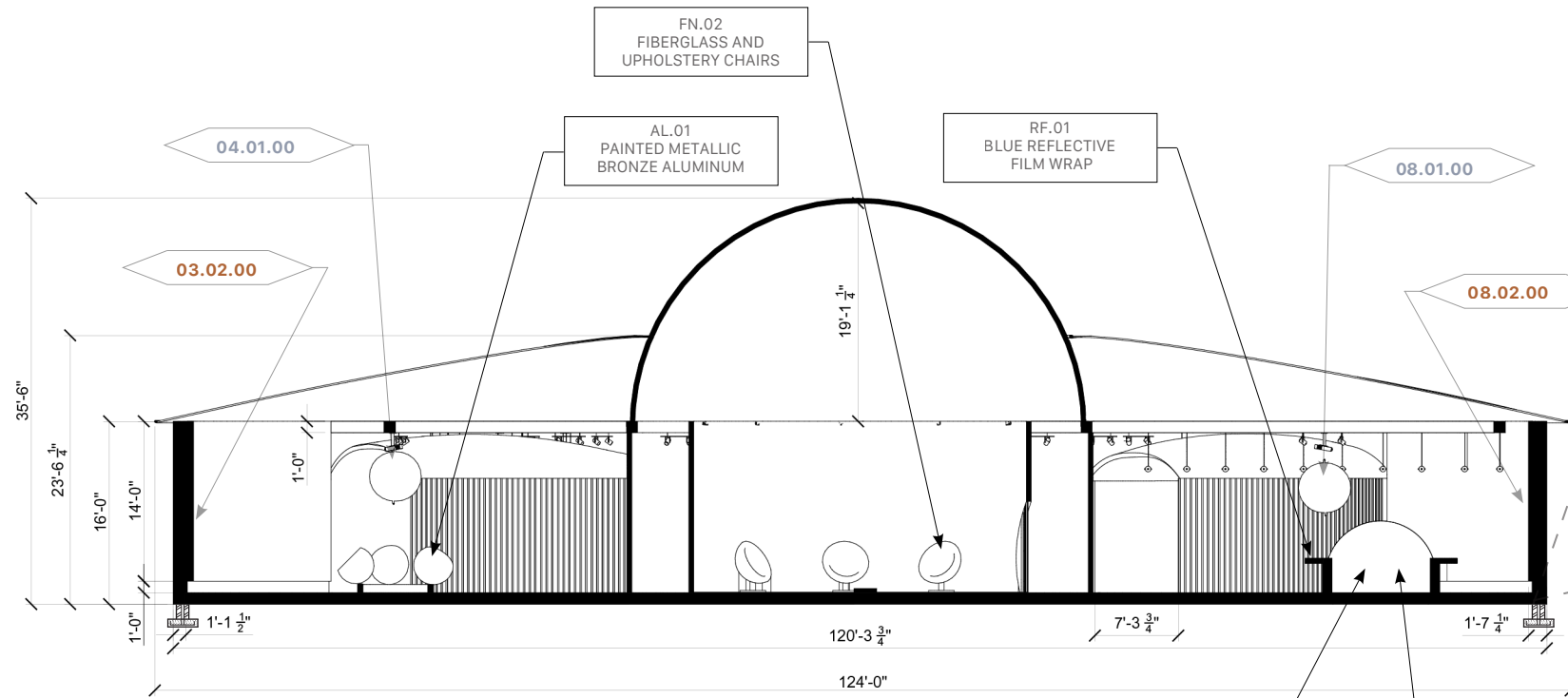


1 POWER & DATA PLAN
SCALE: 1/16"=1'0"

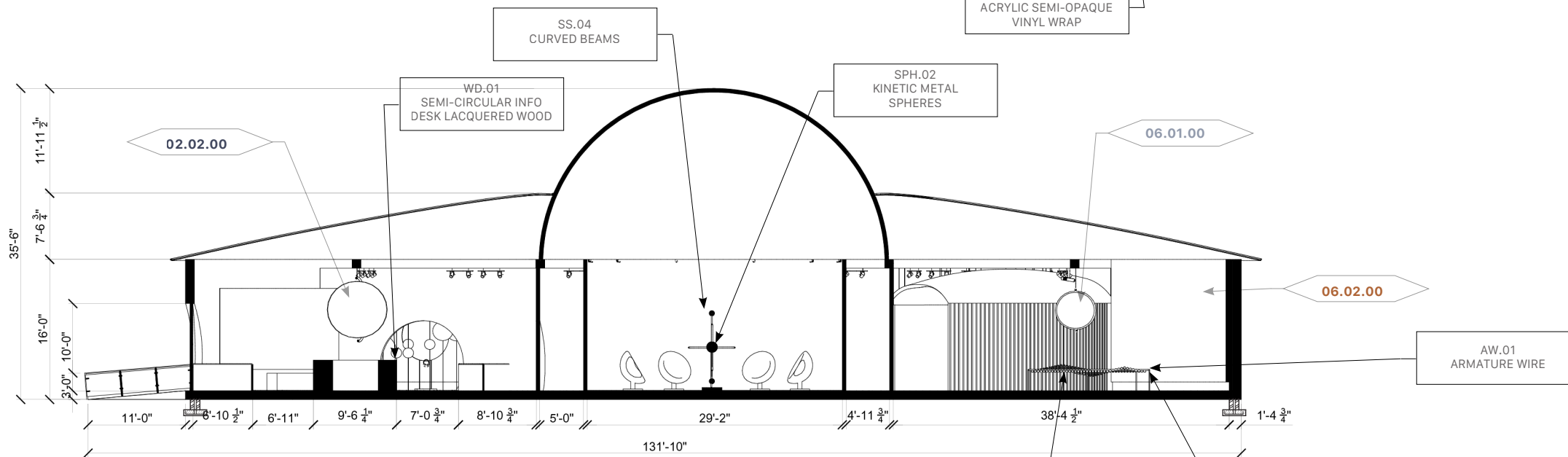


DRAWING NO.
EX. 3.10

OVERALL SECTIONS



1 OVERALL SECTION CUT NORTH
SCALE: 1/16"=1'0"



2 OVERALL SECTION CUT EAST
SCALE: 1/16"=1'0"



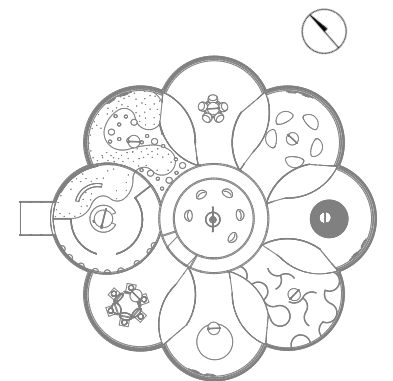
GRACE WOELKERS

SIGN TYPE	000
PROJECT	EXIST
DATE	12.09.2022
GRAPHIC TYPE	AS NOTED
SIGN NO.	AS NOTED
SCALE	AS NOTED

NOTES

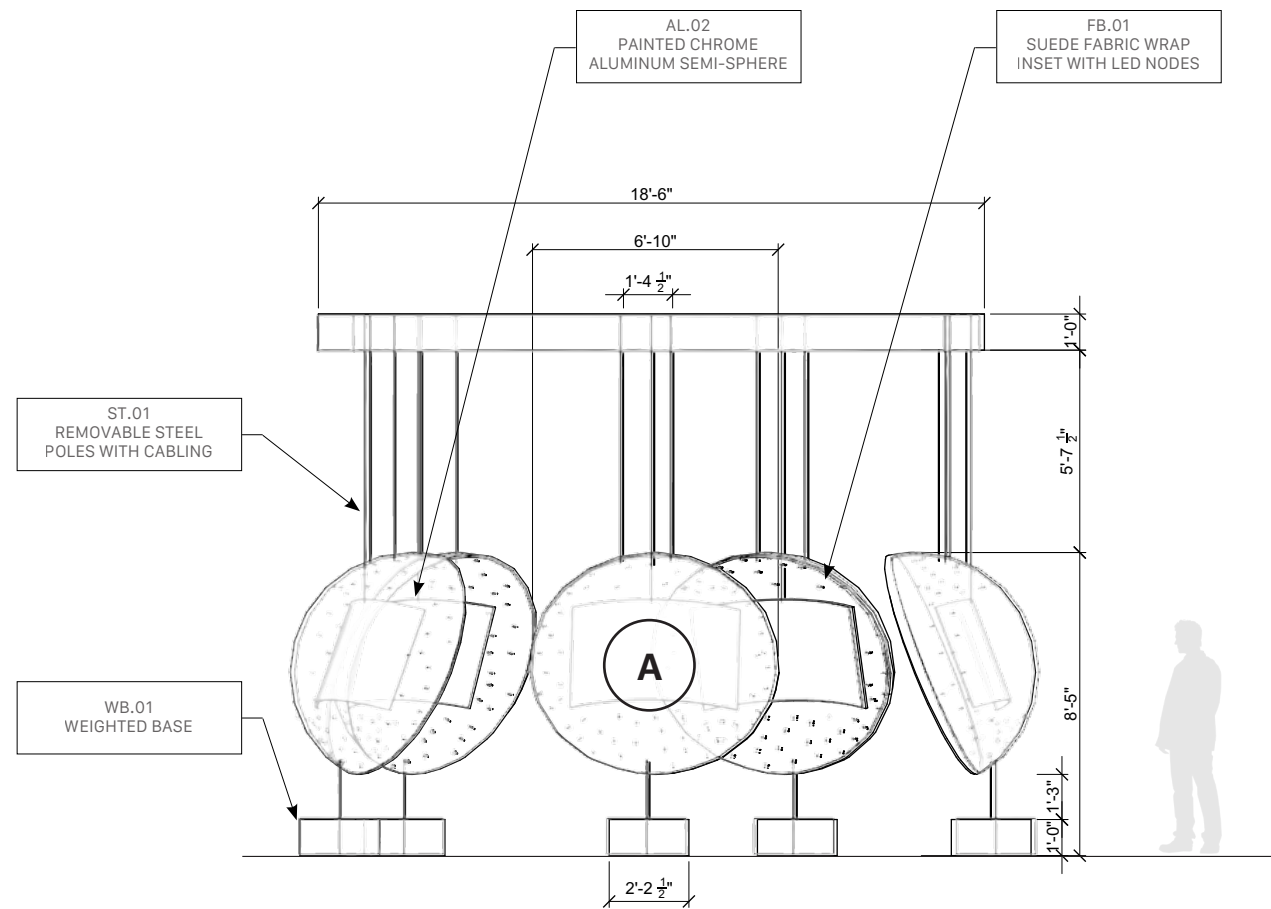
These drawings are not for construction. Contractors shall always verify and be responsible for all dimensions and conditions and inform this office of any variations prior to performing work. Written dimensions shall have authority over scaled dimensions. This office shall review contractor's shop details prior to fabrication. Mounting detail to be reviewed and modified based on recommendations from fabricator.

KEY PLAN

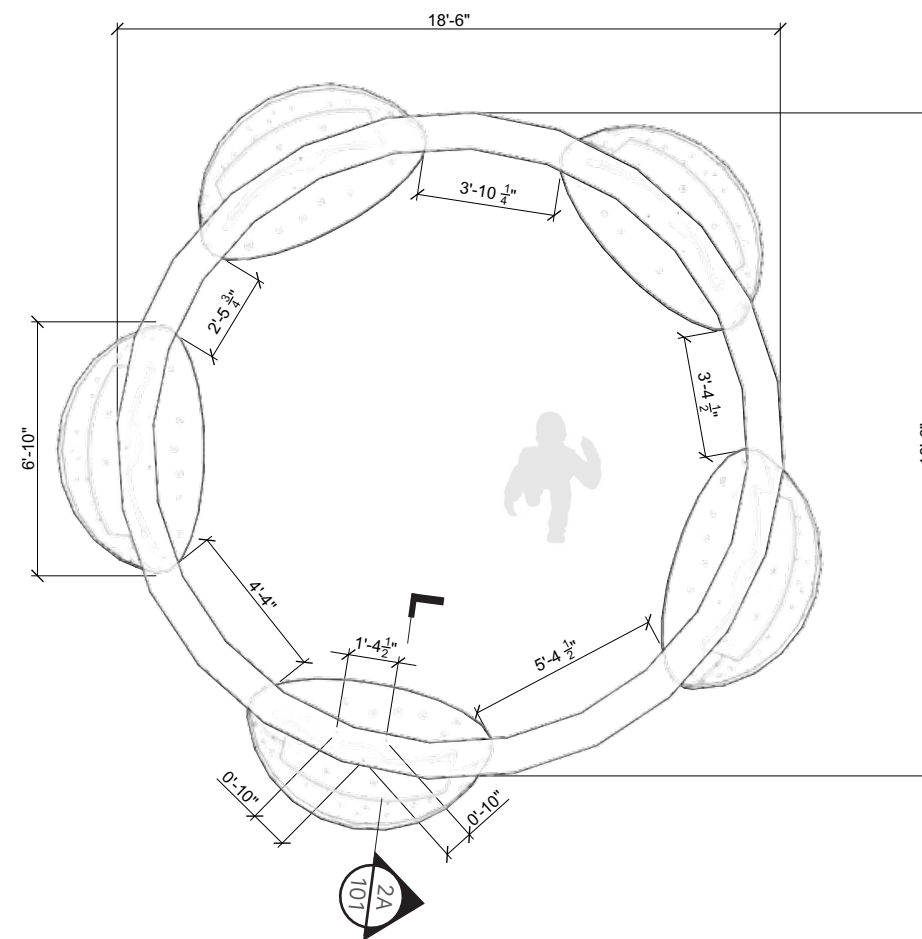


DRAWING NO.
EX. 3.11

ZOOMING OUT SPEC.



1 INTERACTIVE FRONT VIEW
SCALE: 3/16" = 1'0"



2 INTERACTIVE TOP VIEW
SCALE: 3/16" = 1'0"



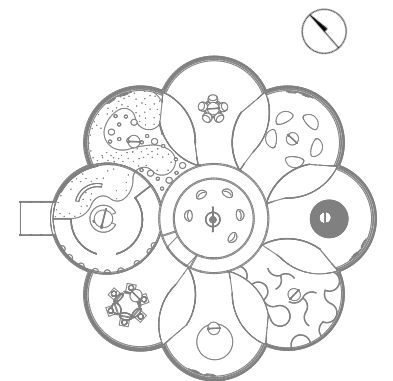
GRACE WOELKERS

SIGN TYPE	000
PROJECT	EXIST
DATE	12.09.2022
GRAPHIC TYPE	AS NOTED
SIGN NO.	AS NOTED
SCALE	AS NOTED

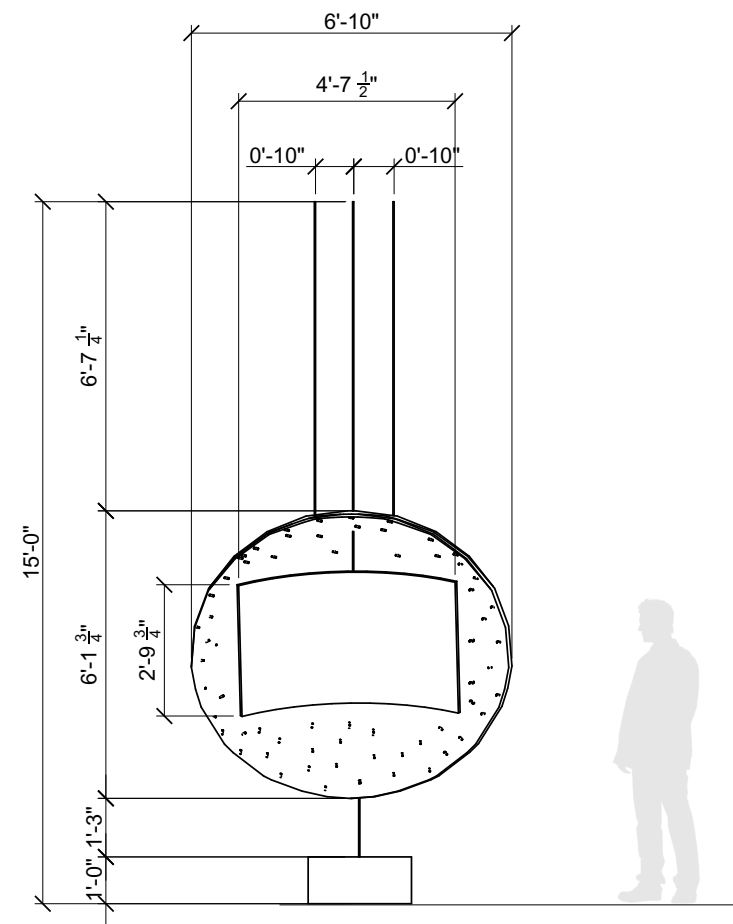
NOTES

These drawings are not for construction. Contractors shall always verify and be responsible for all dimensions and conditions and inform this office of any variations prior to performing work. Written dimensions shall have authority over scaled dimensions. This office shall review contractor's shop details prior to fabrication. Mounting detail to be reviewed and modified based on recommendations from fabricator.

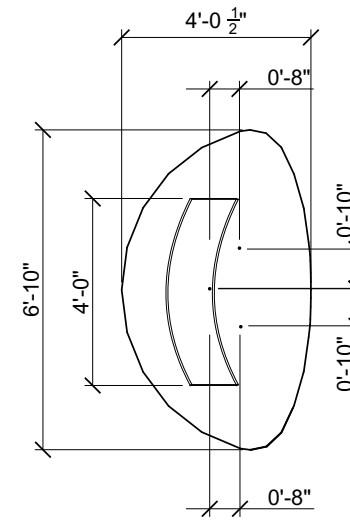
KEY PLAN



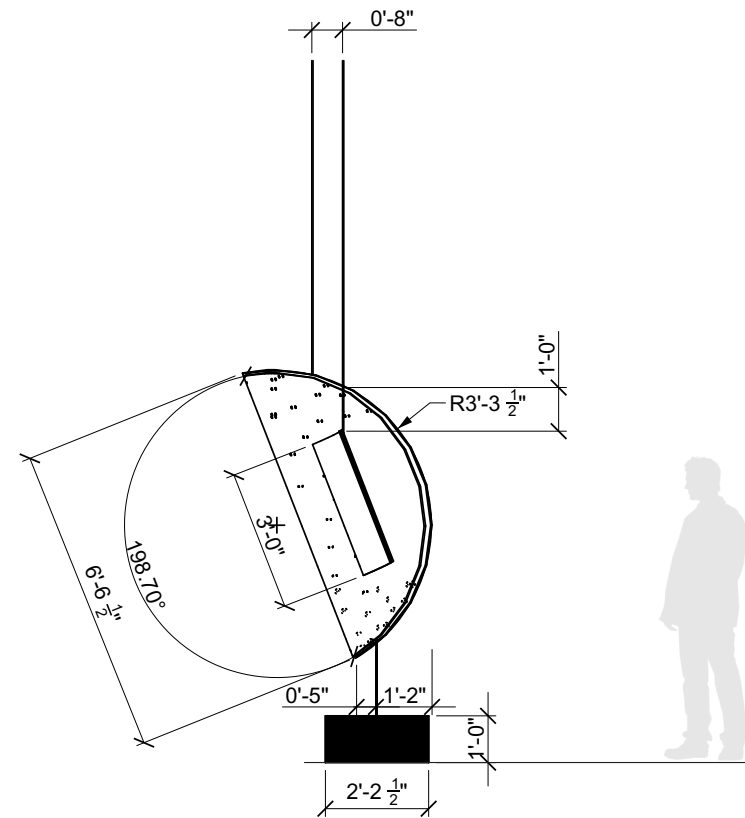
ZOOMING OUT SPEC.



1A INTERACTIVE FRONT VIEW
SCALE: 1/4" = 1'0"



2A INTERACTIVE TOP VIEW
SCALE: 1/4" = 1'0"



3A INTERACTIVE SECTION CUT
SCALE: 1/4" = 1'0"



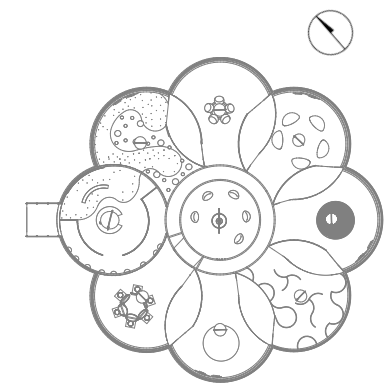
GRACE WOELKERS

SIGN TYPE	000
PROJECT	EXIST
DATE	12.09.2022
GRAPHIC TYPE	AS NOTED
SIGN NO.	AS NOTED
SCALE	AS NOTED

NOTES

These drawings are not for construction. Contractors shall always verify and be responsible for all dimensions and conditions and inform this office of any variations prior to performing work. Written dimensions shall have authority over scaled dimensions. This office shall review contractor's shop details prior to fabrication. Mounting detail to be reviewed and modified based on recommendations from fabricator.

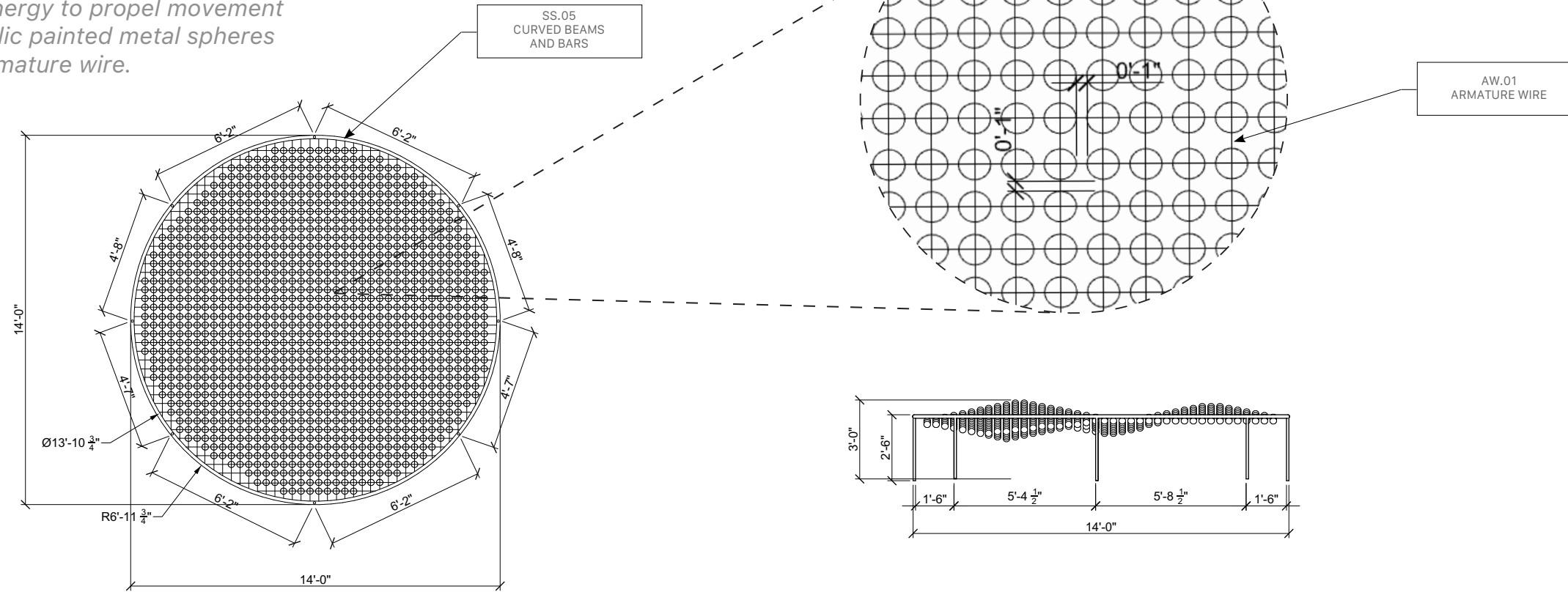
KEY PLAN



THE BUTTERFLY EFFECT SPEC.

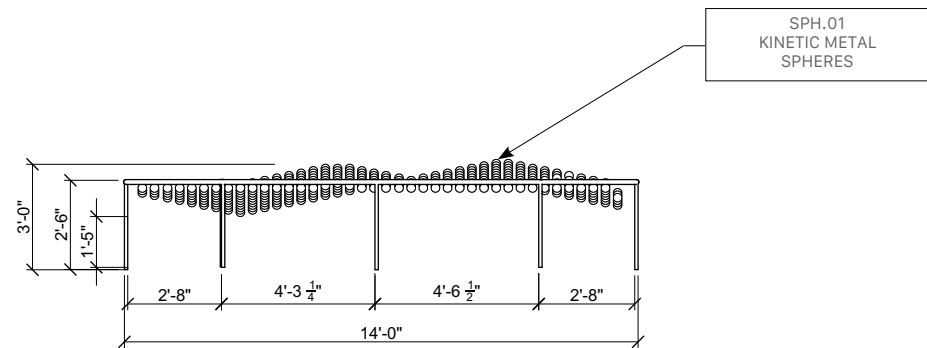
OBJECT MOBILE KINETIC SCULPTURE

Using human manual energy to propel movement throughout 1,000 metallic painted metal spheres strung together with armature wire.

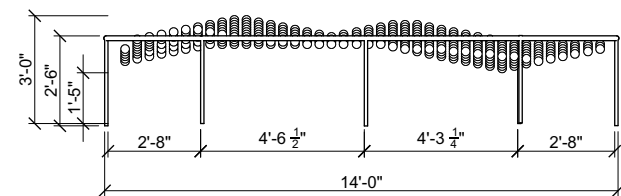


1 INTERACTIVE TOP VIEW
SCALE: 3/16" = 1'0"

2 INTERACTIVE FRONT ELEVATION
SCALE: 3/16" = 1'0"



3 INTERACTIVE EAST ELEVATION
SCALE: 3/16" = 1'0"

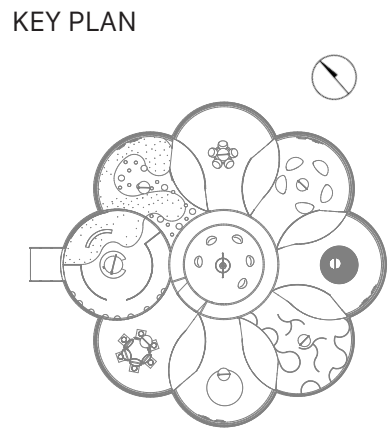


4 INTERACTIVE WEST ELEVATION
SCALE: 3/16" = 1'0"



GRACE WOELKERS	
SIGN TYPE	000
PROJECT	EXIST
DATE	12.09.2022
GRAPHIC TYPE	AS NOTED
SIGN NO.	AS NOTED
SCALE	AS NOTED

NOTES
These drawings are not for construction. Contractors shall always verify and be responsible for all dimensions and conditions and inform this office of any variations prior to performing work. Written dimensions shall have authority over scaled dimensions. This office shall review contractor's shop details prior to fabrication. Mounting detail to be reviewed and modified based on recommendations from fabricator.



EX.4.00

VISUAL COMMUNICATION

VISUAL COMMUNICATION BREIF

The graphic look and feel for "EXIST; Existential Provocations" gives subtle reference to a multitude of dualities; introspection and retrospection, infinity within ourselves and space, and the connection of personal responsibility to prosocial behavior, that take place in the space. This is explored in the header where the two circles that connect through the "I" in "EXISTENTIAL", is split.

The look and feel gives dynamic geometry and line work to demonstrate reference of space for NASA's content. Patterns of star dust and circles represent the depths of existentialism especially in the subject of humans and galaxies. The lineweights and design of space references in the graphics are to keep the subject light and welcoming for visual digestion at first glance.

The colors are rich in a hue of blues, paired with colors from the surrealist's time and age as an expression of deep thought. The circled pattern is differentiated in color and oriented randomly, in reference to how thoughts can be visually demonstrated when in deep concentration and focus, or thinking in an existential manner. Some areas within the star dust patterns grow tense, also referring to existential thoughts.



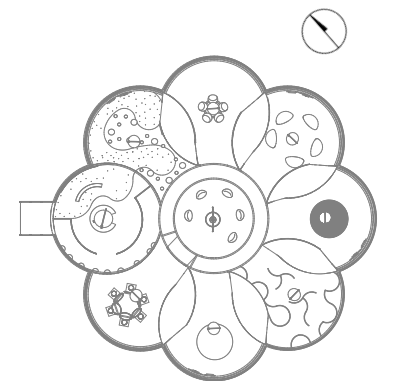
GRACE WOELKERS

SIGN TYPE	000
PROJECT	EXIST
DATE	12.09.2022
GRAPHIC TYPE	AS NOTED
SIGN NO.	AS NOTED
SCALE	AS NOTED

NOTES

These drawings are not for construction. Contractors shall always verify and be responsible for all dimensions and conditions and inform this office of any variations prior to performing work. Written dimensions shall have authority over scaled dimensions. This office shall review contractor's shop details prior to fabrication. Mounting detail to be reviewed and modified based on recommendations from fabricator.

KEY PLAN



TYPOGRAPHY SPECIFICATION

EXISTIST

CAP-HEIGHT

BASELINE

EXISTENTIAL PROVOCATIONS

CAP-HEIGHT

BASELINE

EXISTIST
EXISTENTIAL PROVOCATIONS

5"

EXISTIST
EXISTENTIAL PROVOCATIONS

1"

FONT FAMILY

SOURCE CODE VARIABLE

HEADER

SOURCE CODE VARIABLE MEDIUM
Aa Bb Cc Dd Ee Ff Gg Hh Ii Jj
Kk Ll Mm Nn Oo Pp Qq Rr Ss Tt
Uu Vv Ww Xx Yy Zz
0123456789

SUBHEADER

SOURCE CODE VARIABLE MEDIUM ITALIC
Aa Bb Cc Dd Ee Ff Gg Hh Ii Jj
Kk Ll Mm Nn Oo Pp Qq Rr Ss Tt
Uu Vv Ww Xx Yy Zz
0123456789

BODY

SOURCE CODE VARIABLE LIGHT
Aa Bb Cc Dd Ee Ff Gg Hh Ii Jj
Kk Ll Mm Nn Oo Pp Qq Rr Ss Tt
Uu Vv Ww Xx Yy Zz
0123456789



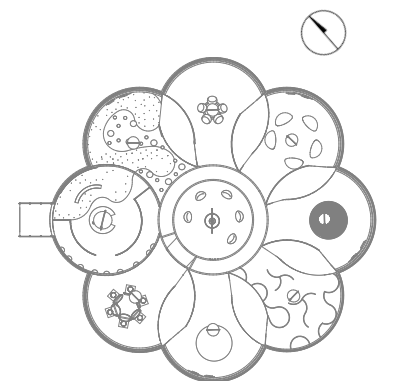
GRACE WOELKERS

SIGN TYPE	000
PROJECT	EXIST
DATE	12.09.2022
GRAPHIC TYPE	AS NOTED
SIGN NO.	AS NOTED
SCALE	AS NOTED

NOTES


These drawings are not for construction. Contractors shall always verify and be responsible for all dimensions and conditions and inform this office of any variations prior to performing work. Written dimensions shall have authority over scaled dimensions. This office shall review contractor's shop details prior to fabrication. Mounting detail to be reviewed and modified based on recommendations from fabricator.

KEY PLAN




COLOR PALETTE & FAMILIES

FOUNDATION



PRIMARY



SECONDARY



FEAR OF THE UNKNOWN



THE BECOMING



DISORIENT TO ORIENT



ENHANCED PERCEPTION



ZOOMING OUT



THE BUTTERFLY EFFECT



THE CROSSING OVER



LOOKING INWARD



TO INFINITY + ELSEWHERE



GRACE WOELKERS

SIGN TYPE 000

PROJECT EXIST

DATE 12.09.2022

GRAPHIC TYPE AS NOTED

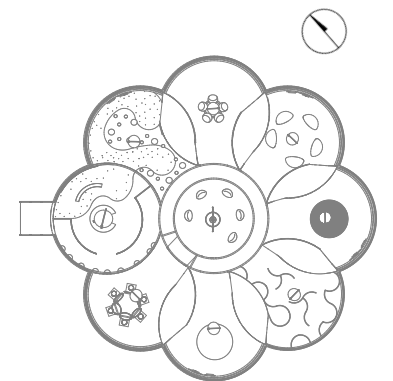
SIGN NO. AS NOTED

SCALE AS NOTED

NOTES

These drawings are not for construction. Contractors shall always verify and be responsible for all dimensions and conditions and inform this office of any variations prior to performing work. Written dimensions shall have authority over scaled dimensions. This office shall review contractor's shop details prior to fabrication. Mounting detail to be reviewed and modified based on recommendations from fabricator.

KEY PLAN



DRAWING NO.
EX. 4.03

VISUAL IDENTITY

B&W LOGO



COLORED LOGO



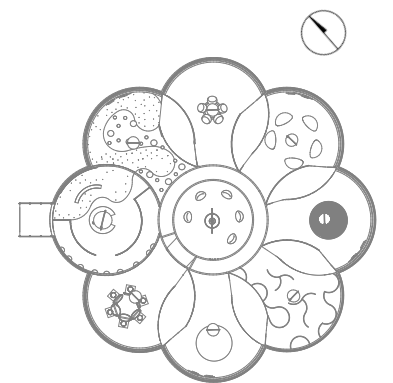
GRACE WOELKERS

SIGN TYPE	000
PROJECT	EXIST
DATE	12.09.2022
GRAPHIC TYPE	AS NOTED
SIGN NO.	AS NOTED
SCALE	AS NOTED

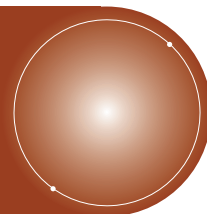
NOTES

These drawings are not for construction. Contractors shall always verify and be responsible for all dimensions and conditions and inform this office of any variations prior to performing work. Written dimensions shall have authority over scaled dimensions. This office shall review contractor's shop details prior to fabrication. Mounting detail to be reviewed and modified based on recommendations from fabricator.


KEY PLAN



The logo is inspired by the phenomena of infinity. The larger circle represents the all encompassing while ever connecting two factors. These two factors show the duality within the space, evenly splitting the "I" in "Existential." The negative space in the "I" speaks upon the undiscovered within ourselves.



The secondary logo isolates "Exist", in "Existential" for the purpose of questioning and introspective thought of one's own existence in relation to the world.



GRAPHIC LOOK & FEEL



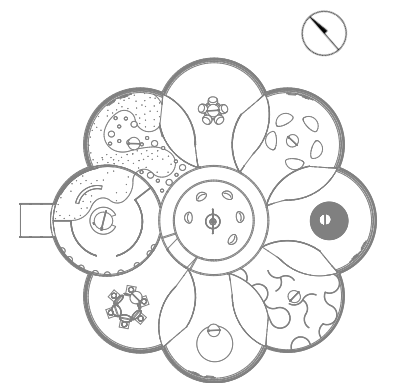
GRACE WOELKERS

SIGN TYPE	000
PROJECT	EXIST
DATE	12.09.2022
GRAPHIC TYPE	AS NOTED
SIGN NO.	AS NOTED
SCALE	AS NOTED

NOTES

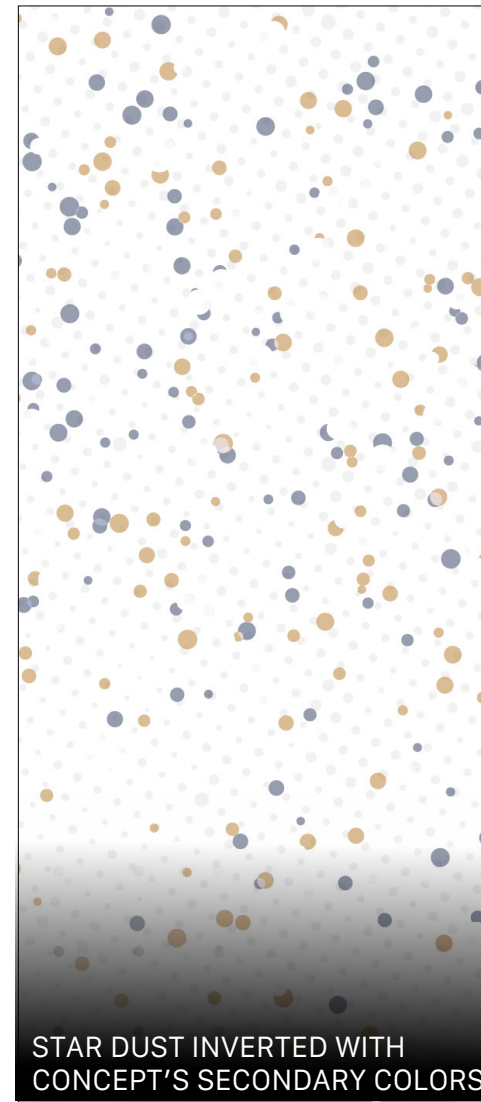



These drawings are not for construction. Contractors shall always verify and be responsible for all dimensions and conditions and inform this office of any variations prior to performing work. Written dimensions shall have authority over scaled dimensions. This office shall review contractor's shop details prior to fabrication. Mounting detail to be reviewed and modified based on recommendations from fabricator.

KEY PLAN



DRAWING NO.
EX. 4.05

GRAPHIC PRINCIPLES



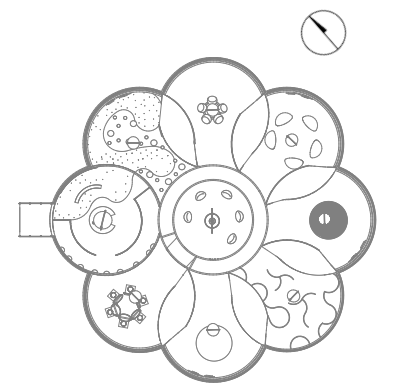
GRACE WOELKERS

SIGN TYPE	000
PROJECT	EXIST
DATE	12.09.2022
GRAPHIC TYPE	AS NOTED
SIGN NO.	AS NOTED
SCALE	AS NOTED

NOTES

These drawings are not for construction. Contractors shall always verify and be responsible for all dimensions and conditions and inform this office of any variations prior to performing work. Written dimensions shall have authority over scaled dimensions. This office shall review contractor's shop details prior to fabrication. Mounting detail to be reviewed and modified based on recommendations from fabricator.

KEY PLAN



CORNER INTERACTIVES WAYFINDING



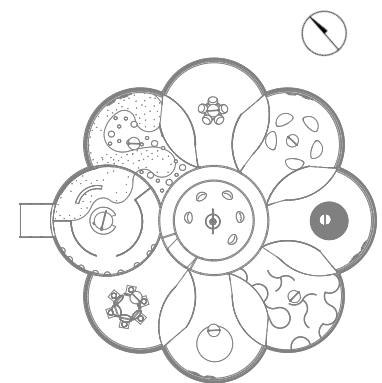
GRACE WOELKERS

SIGN TYPE	000
PROJECT	EXIST
DATE	12.09.2022
GRAPHIC TYPE	AS NOTED
SIGN NO.	AS NOTED
SCALE	AS NOTED

NOTES

These drawings are not for construction. Contractors shall always verify and be responsible for all dimensions and conditions and inform this office of any variations prior to performing work. Written dimensions shall have authority over scaled dimensions. This office shall review contractor's shop details prior to fabrication. Mounting detail to be reviewed and modified based on recommendations from fabricator.

KEY PLAN



DRAWING NO.
EX. 4.07

FLOOR DECALS WAYFINDING



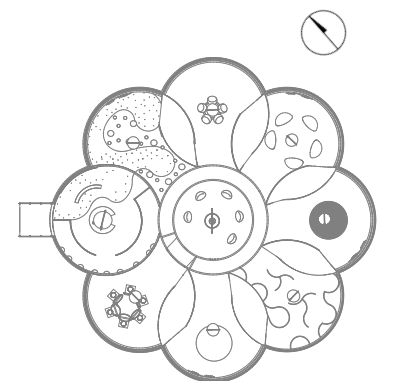
GRACE WOELKERS

SIGN TYPE	000
PROJECT	EXIST
DATE	12.09.2022
GRAPHIC TYPE	AS NOTED
SIGN NO.	AS NOTED
SCALE	AS NOTED

NOTES

These drawings are not for construction. Contractors shall always verify and be responsible for all dimensions and conditions and inform this office of any variations prior to performing work. Written dimensions shall have authority over scaled dimensions. This office shall review contractor's shop details prior to fabrication. Mounting detail to be reviewed and modified based on recommendations from fabricator.

KEY PLAN



DRAWING NO.
EX. 4.08

WAYFINDING



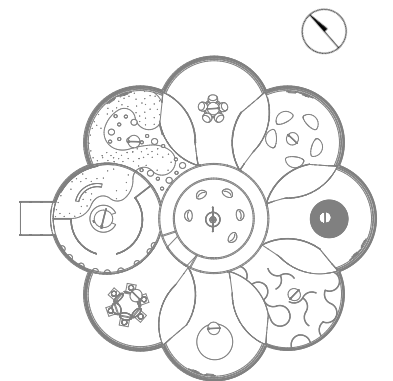
GRACE WOELKERS

SIGN TYPE	000
PROJECT	EXIST
DATE	12.09.2022
GRAPHIC TYPE	AS NOTED
SIGN NO.	AS NOTED
SCALE	AS NOTED

NOTES

These drawings are not for construction. Contractors shall always verify and be responsible for all dimensions and conditions and inform this office of any variations prior to performing work. Written dimensions shall have authority over scaled dimensions. This office shall review contractor's shop details prior to fabrication. Mounting detail to be reviewed and modified based on recommendations from fabricator.

KEY PLAN



School of Graduate Studies
Exhibition & Experience Design

DRAWING NO.
EX. 4.09

WAYFINDING



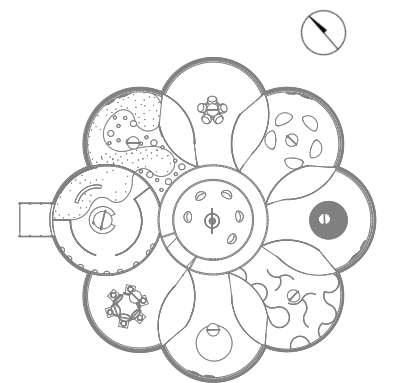
GRACE WOELKERS

SIGN TYPE	000
PROJECT	EXIST
DATE	12.09.2022
GRAPHIC TYPE	AS NOTED
SIGN NO.	AS NOTED
SCALE	AS NOTED

NOTES

These drawings are not for construction. Contractors shall always verify and be responsible for all dimensions and conditions and inform this office of any variations prior to performing work. Written dimensions shall have authority over scaled dimensions. This office shall review contractor's shop details prior to fabrication. Mounting detail to be reviewed and modified based on recommendations from fabricator.

KEY PLAN



School of Graduate Studies
Exhibition & Experience Design

DRAWING NO.
EX. 4.10

EXHIBITION TICKETING



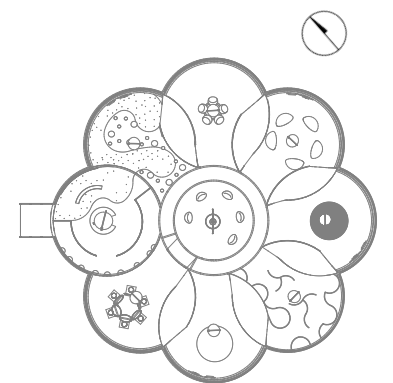
GRACE WOELKERS

SIGN TYPE	000
PROJECT	EXIST
DATE	12.09.2022
GRAPHIC TYPE	AS NOTED
SIGN NO.	AS NOTED
SCALE	AS NOTED

NOTES

These drawings are not for construction. Contractors shall always verify and be responsible for all dimensions and conditions and inform this office of any variations prior to performing work. Written dimensions shall have authority over scaled dimensions. This office shall review contractor's shop details prior to fabrication. Mounting detail to be reviewed and modified based on recommendations from fabricator.

KEY PLAN



DRAWING NO.
EX. 4.11

TAKEAWAY




GRACE WOELKERS

SIGN TYPE	000
PROJECT	EXIST
DATE	12.09.2022
GRAPHIC TYPE	AS NOTED
SIGN NO.	AS NOTED
SCALE	AS NOTED

NOTES

These drawings are not for construction. Contractors shall always verify and be responsible for all dimensions and conditions and inform this office of any variations prior to performing work. Written dimensions shall have authority over scaled dimensions. This office shall review contractor's shop details prior to fabrication. Mounting detail to be reviewed and modified based on recommendations from fabricator.

KEY PLAN



DRAWING NO.
EX. 4.12

STAFF/BA ATTIRE



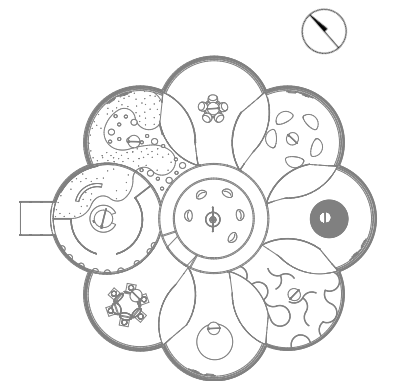
GRACE WOELKERS

SIGN TYPE	000
PROJECT	EXIST
DATE	12.09.2022
GRAPHIC TYPE	AS NOTED
SIGN NO.	AS NOTED
SCALE	AS NOTED



NOTES

These drawings are not for construction. Contractors shall always verify and be responsible for all dimensions and conditions and inform this office of any variations prior to performing work. Written dimensions shall have authority over scaled dimensions. This office shall review contractor's shop details prior to fabrication. Mounting detail to be reviewed and modified based on recommendations from fabricator.

KEY PLAN





GRAPHIC HIERARCHY



TAKE A MOMENT IN THESE TRANSITIONAL SPACES.

YOU HAVE TIME,
BE INTENTIONAL WITH IT
WHILE YOU TAKE THE NEXT
STEP IN YOUR JOURNEY.



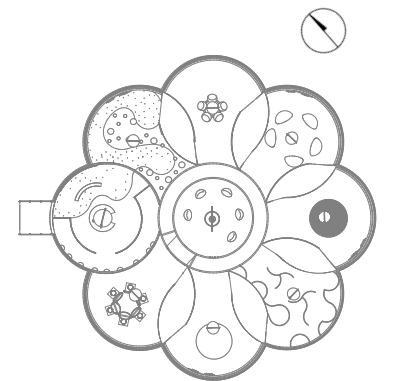
GRACE WOELKERS

SIGN TYPE	000
PROJECT	EXIST
DATE	12.09.2022
GRAPHIC TYPE	AS NOTED
SIGN NO.	AS NOTED
SCALE	AS NOTED

NOTES

These drawings are not for construction. Contractors shall always verify and be responsible for all dimensions and conditions and inform this office of any variations prior to performing work. Written dimensions shall have authority over scaled dimensions. This office shall review contractor's shop details prior to fabrication. Mounting detail to be reviewed and modified based on recommendations from fabricator.

KEY PLAN

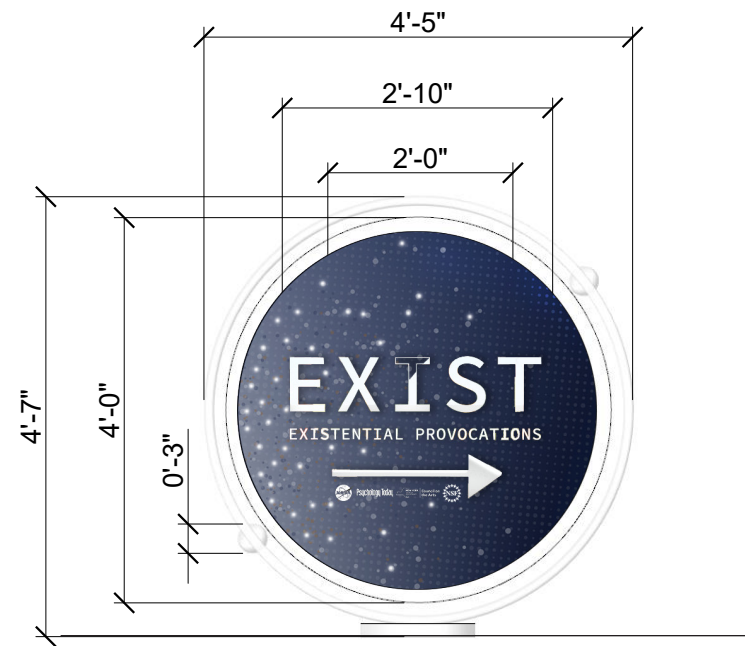


DRAWING NO.
EX. 4.14

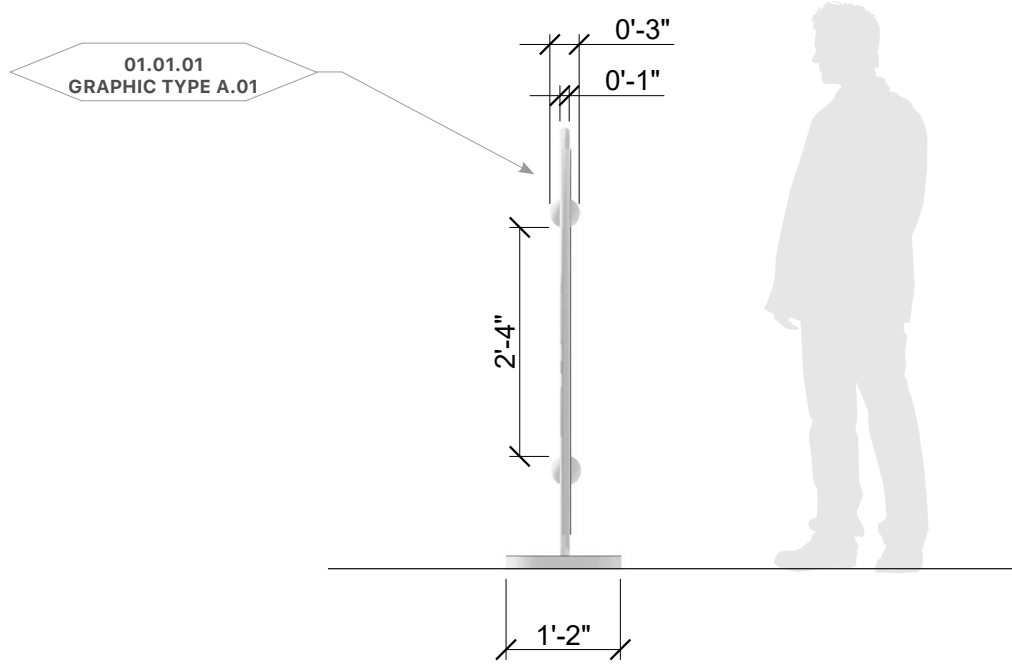
EX.5.00

GRAPHIC DETAILS

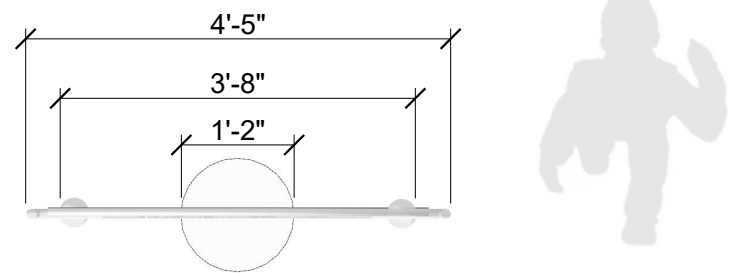
WAYFINDING SPECIFICATION



1 WAYFINDING FRONT ELEVATION
SCALE: 1/2"=1'-0"



2 WAYFINDING SIDE ELEVATION
SCALE: 1/2"=1'-0"



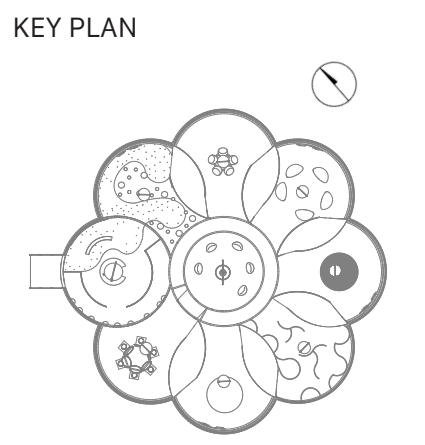
3 WAYFINDING TOP VIEW
SCALE: 1/2"=1'-0"



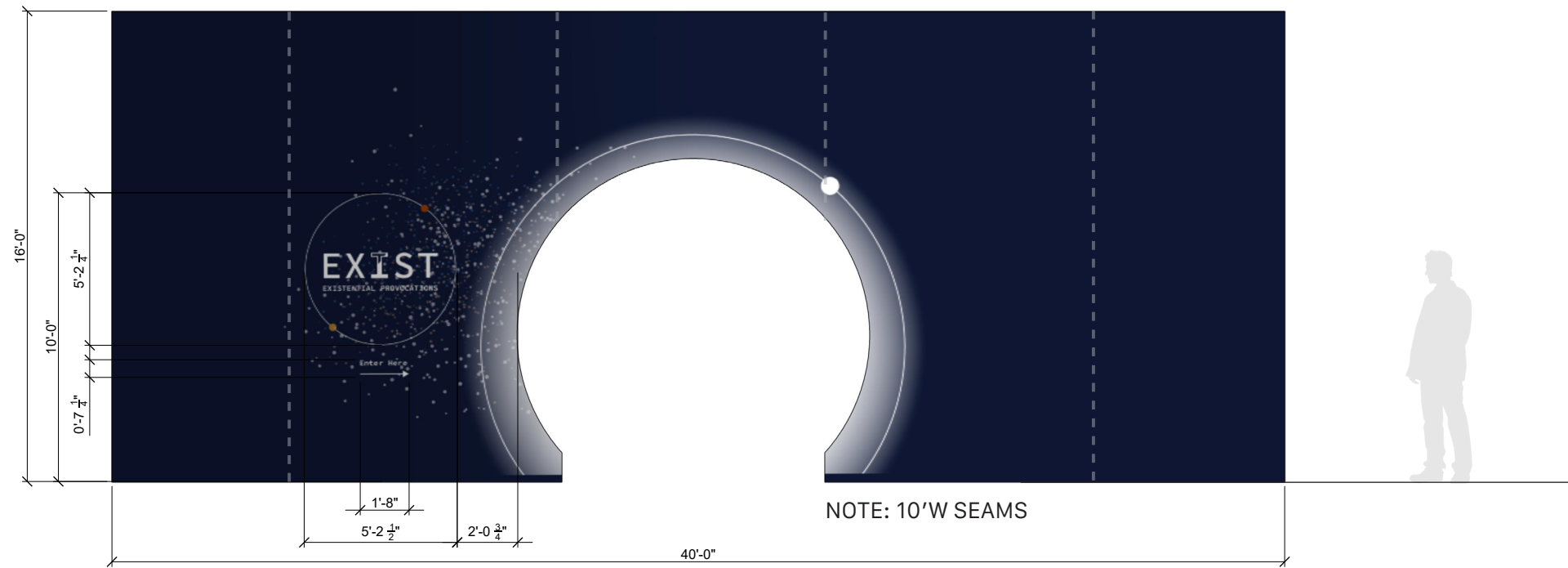
GRACE WOELKERS

SIGN TYPE	000
PROJECT	EXIST
DATE	12.09.2022
GRAPHIC TYPE	AS NOTED
SIGN NO.	AS NOTED
SCALE	AS NOTED


NOTES
 These drawings are not for construction. Contractors shall always verify and be responsible for all dimensions and conditions and inform this office of any variations prior to performing work. Written dimensions shall have authority over scaled dimensions. This office shall review contractor's shop details prior to fabrication. Mounting detail to be reviewed and modified based on recommendations from fabricator.



EXTERIOR GRAPHIC SPEC.



1 EXTERIOR GRAPHIC FRONT ELEVATION
3/16"-1'-0"



2 EXTERIOR GRAPHIC TOP VIEW
3/16"-1'-0"

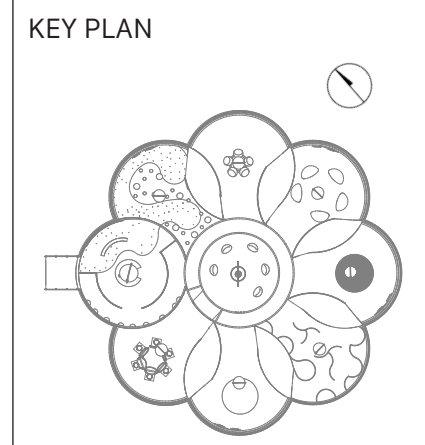


GRACE WOELKERS

SIGN TYPE	000
PROJECT	EXIST
DATE	12.09.2022
GRAPHIC TYPE	AS NOTED
SIGN NO.	AS NOTED
SCALE	AS NOTED

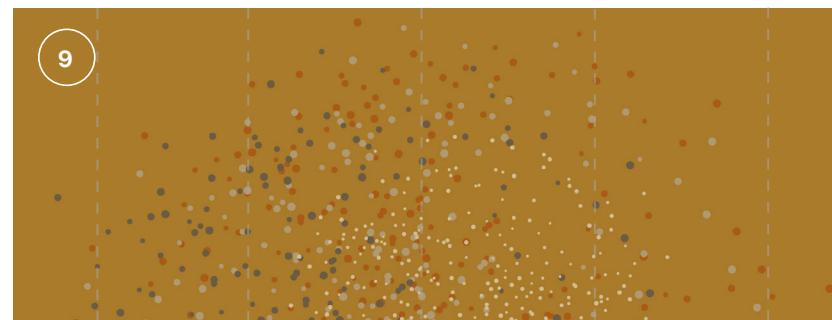
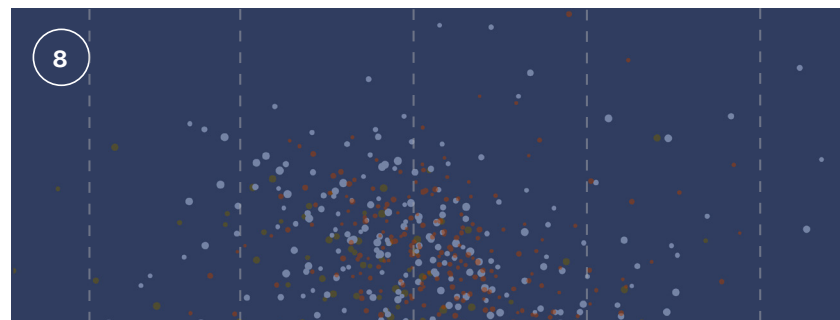

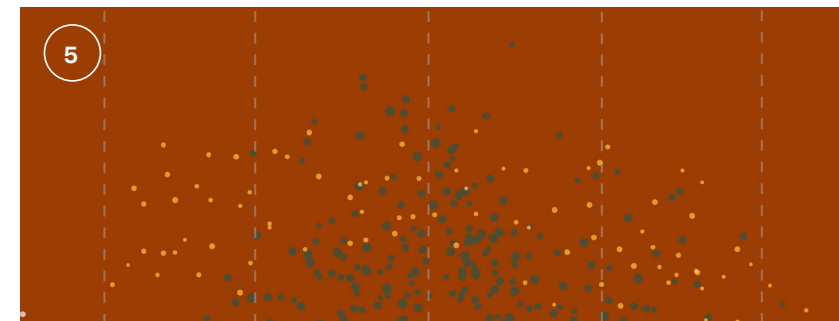
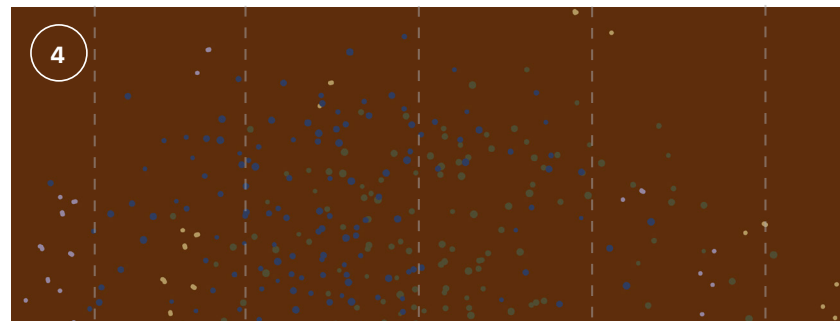

NOTES

These drawings are not for construction. Contractors shall always verify and be responsible for all dimensions and conditions and inform this office of any variations prior to performing work. Written dimensions shall have authority over scaled dimensions. This office shall review contractor's shop details prior to fabrication. Mounting detail to be reviewed and modified based on recommendations from fabricator.



DRAWING NO.
EX. 5.02

EXTERIOR GRAPHIC ILL.



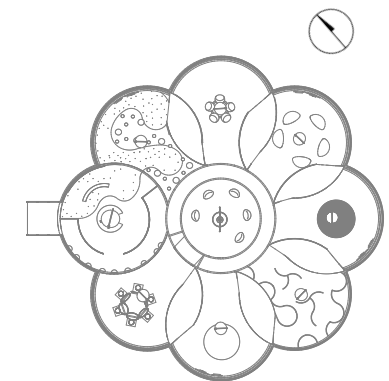
GRACE WOELKERS

SIGN TYPE	000
PROJECT	EXIST
DATE	12.09.2022
GRAPHIC TYPE	AS NOTED
SIGN NO.	AS NOTED
SCALE	AS NOTED

NOTES

These drawings are not for construction. Contractors shall always verify and be responsible for all dimensions and conditions and inform this office of any variations prior to performing work. Written dimensions shall have authority over scaled dimensions. This office shall review contractor's shop details prior to fabrication. Mounting detail to be reviewed and modified based on recommendations from fabricator.

KEY PLAN



DRAWING NO.
EX. 5.03

AREA INTRODUCTION SPEC.




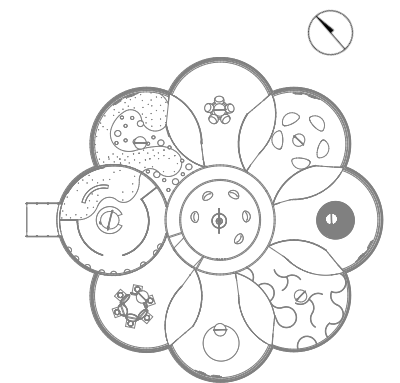
GRACE WOELKERS

SIGN TYPE	000
PROJECT	EXIST
DATE	12.09.2022
GRAPHIC TYPE	AS NOTED
SIGN NO.	AS NOTED
SCALE	AS NOTED

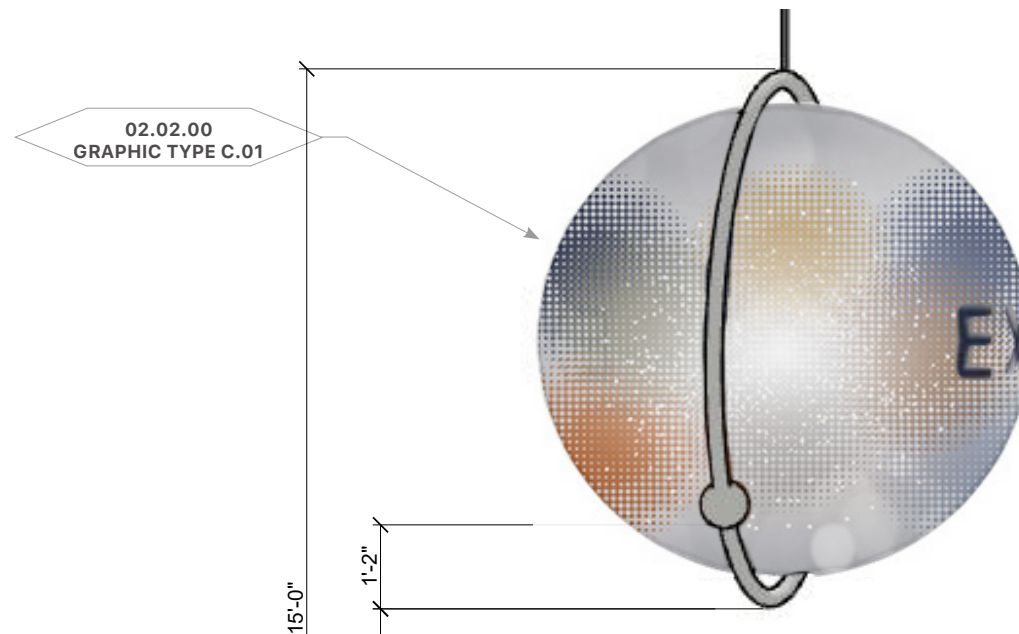
NOTES

These drawings are not for construction. Contractors shall always verify and be responsible for all dimensions and conditions and inform this office of any variations prior to performing work. Written dimensions shall have authority over scaled dimensions. This office shall review contractor's shop details prior to fabrication. Mounting detail to be reviewed and modified based on recommendations from fabricator.

KEY PLAN



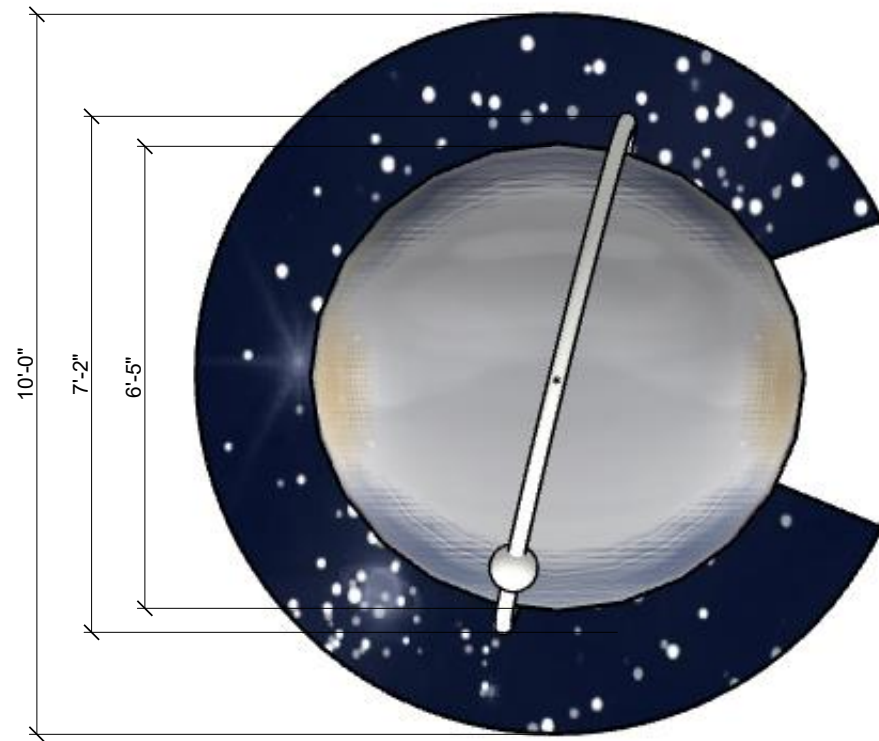
1 INTRODUCTION FRONT ELEVATION
SCALE: 3/16" = 1'0"



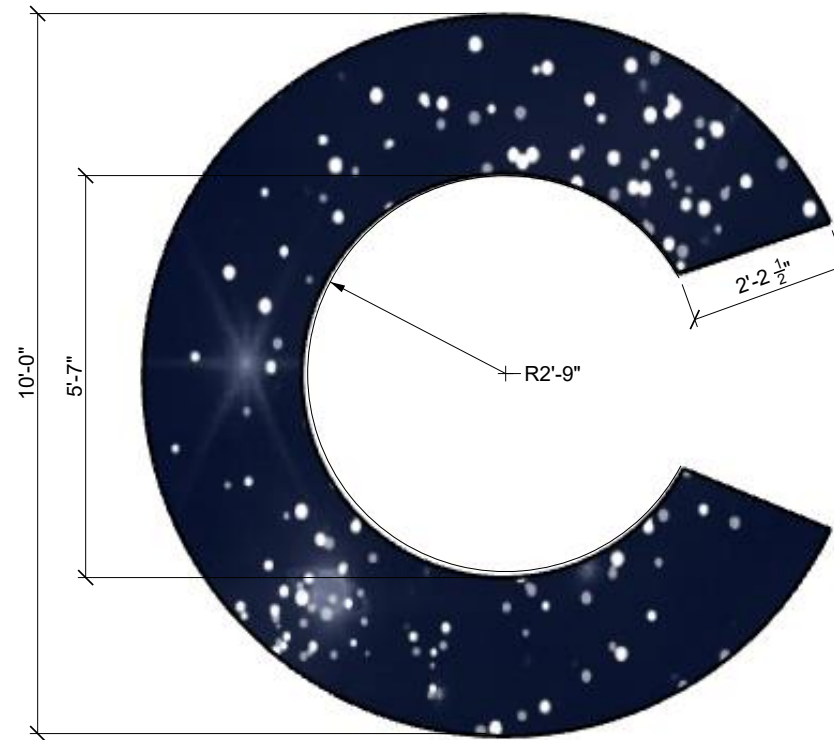
2 INTRODUCTION SIDE ELEVATION
SCALE: 3/16" = 1'0"



AREA INTRODUCTION SPEC.



3 INTRODUCTION TOP VIEW
SCALE: 3/16" = 1'0"



4 FRONT DESK TOP VIEW
SCALE: 3/16" = 1'0"



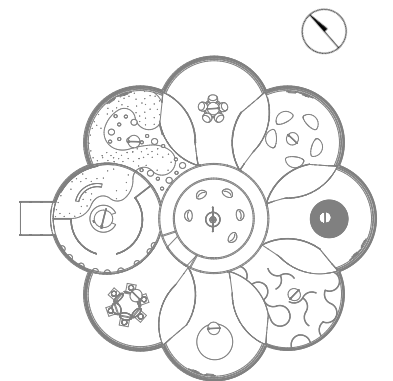
GRACE WOELKERS

SIGN TYPE	000
PROJECT	EXIST
DATE	12.09.2022
GRAPHIC TYPE	AS NOTED
SIGN NO.	AS NOTED
SCALE	AS NOTED

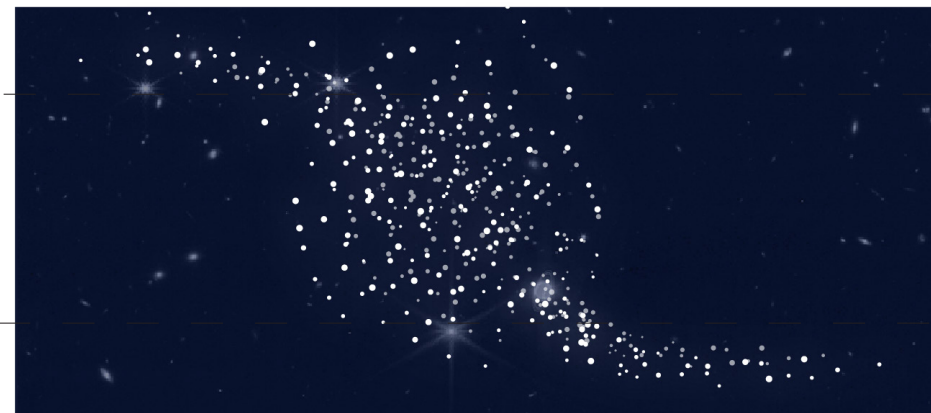
NOTES

These drawings are not for construction. Contractors shall always verify and be responsible for all dimensions and conditions and inform this office of any variations prior to performing work. Written dimensions shall have authority over scaled dimensions. This office shall review contractor's shop details prior to fabrication. Mounting detail to be reviewed and modified based on recommendations from fabricator.

KEY PLAN



AREA INTRODUCTION ILL.



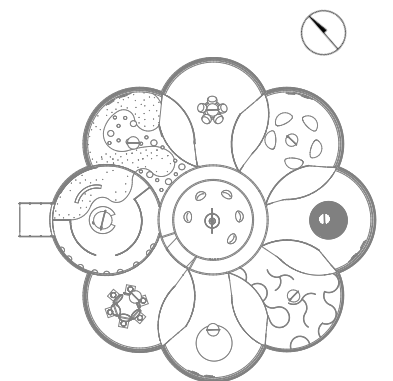
GRACE WOELKERS

SIGN TYPE	000
PROJECT	EXIST
DATE	12.09.2022
GRAPHIC TYPE	AS NOTED
SIGN NO.	AS NOTED
SCALE	AS NOTED

NOTES

These drawings are not for construction. Contractors shall always verify and be responsible for all dimensions and conditions and inform this office of any variations prior to performing work. Written dimensions shall have authority over scaled dimensions. This office shall review contractor's shop details prior to fabrication. Mounting detail to be reviewed and modified based on recommendations from fabricator.

KEY PLAN



AREA IDENTIFICATION SPEC.



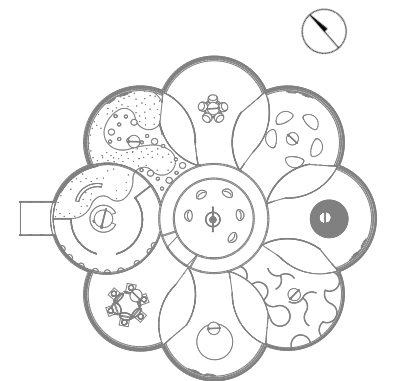
GRACE WOELKERS

SIGN TYPE	000
PROJECT	EXIST
DATE	12.09.2022
GRAPHIC TYPE	AS NOTED
SIGN NO.	AS NOTED
SCALE	AS NOTED

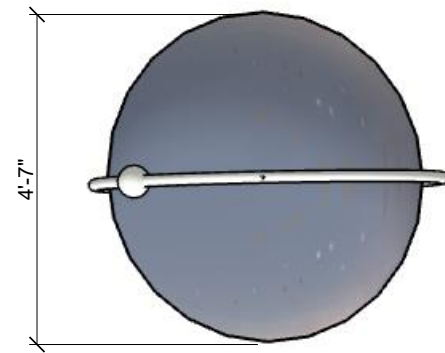
NOTES

These drawings are not for construction. Contractors shall always verify and be responsible for all dimensions and conditions and inform this office of any variations prior to performing work. Written dimensions shall have authority over scaled dimensions. This office shall review contractor's shop details prior to fabrication. Mounting detail to be reviewed and modified based on recommendations from fabricator.

KEY PLAN

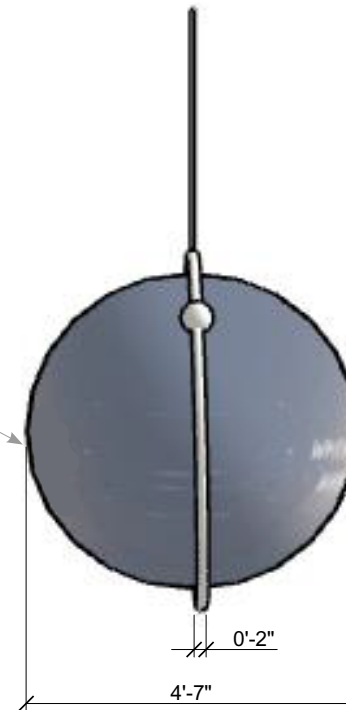


DRAWING NO.
EX. 5.07

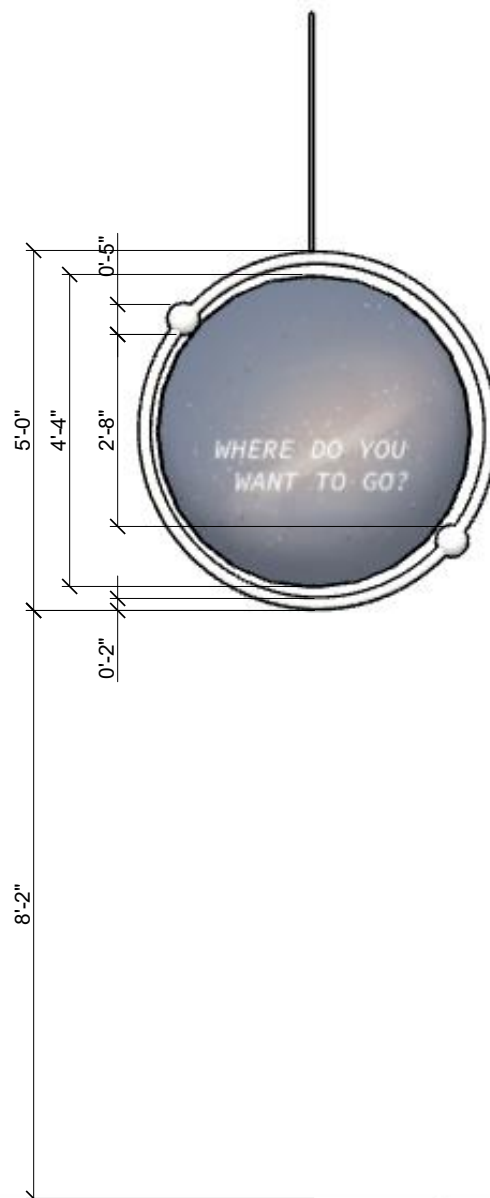


1 AREA IDENTIFICATION TOP VIEW
SCALE: 3/16" = 1'0"

03.01.00
GRAPHIC TYPE C.01



3 AREA IDENTIFICATION SIDE ELEVATION
SCALE: 3/16" = 1'0"



2 AREA IDENTIFICATION FRONT ELEVATION
SCALE: 3/16" = 1'0"

AREA IDENTIFICATION ILL.



3



4



5



6



7



8



9



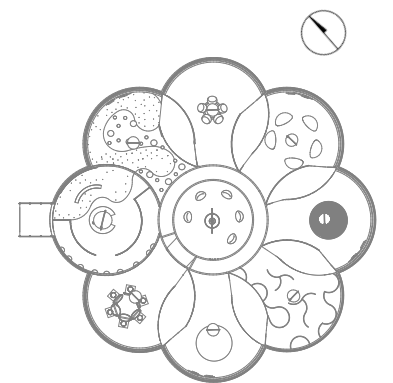
GRACE WOELKERS

SIGN TYPE	000
PROJECT	EXIST
DATE	12.09.2022
GRAPHIC TYPE	AS NOTED
SIGN NO.	AS NOTED
SCALE	AS NOTED

NOTES

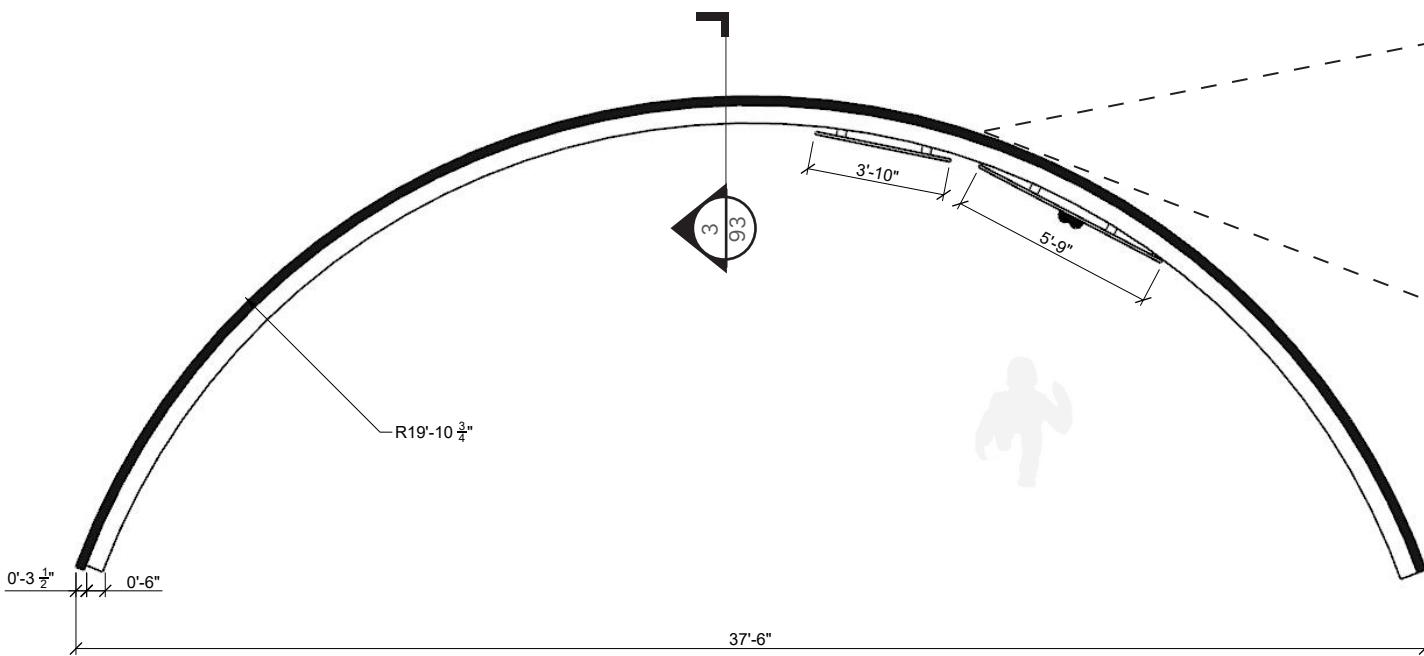
These drawings are not for construction. Contractors shall always verify and be responsible for all dimensions and conditions and inform this office of any variations prior to performing work. Written dimensions shall have authority over scaled dimensions. This office shall review contractor's shop details prior to fabrication. Mounting detail to be reviewed and modified based on recommendations from fabricator.

KEY PLAN

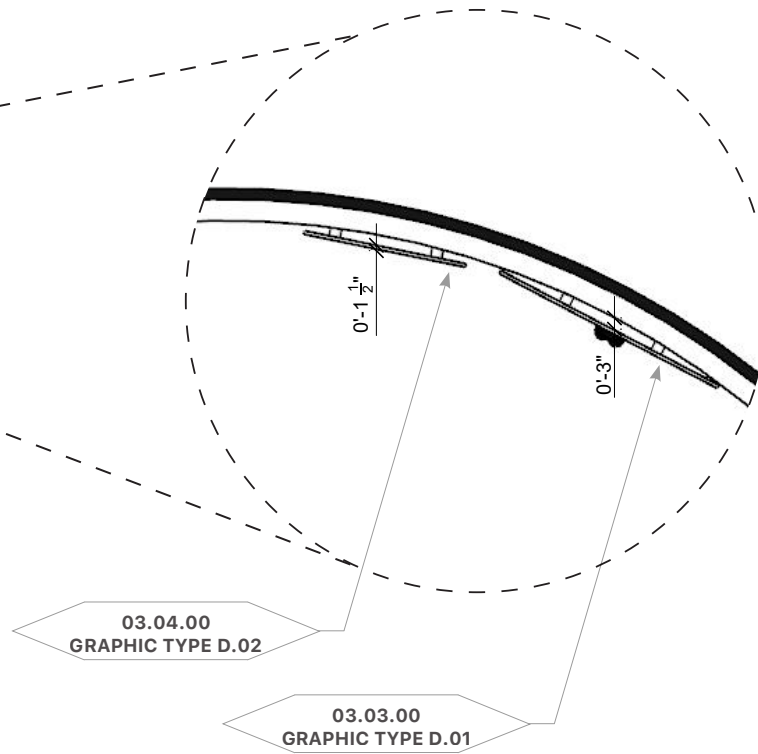


DRAWING NO.
EX. 5.08

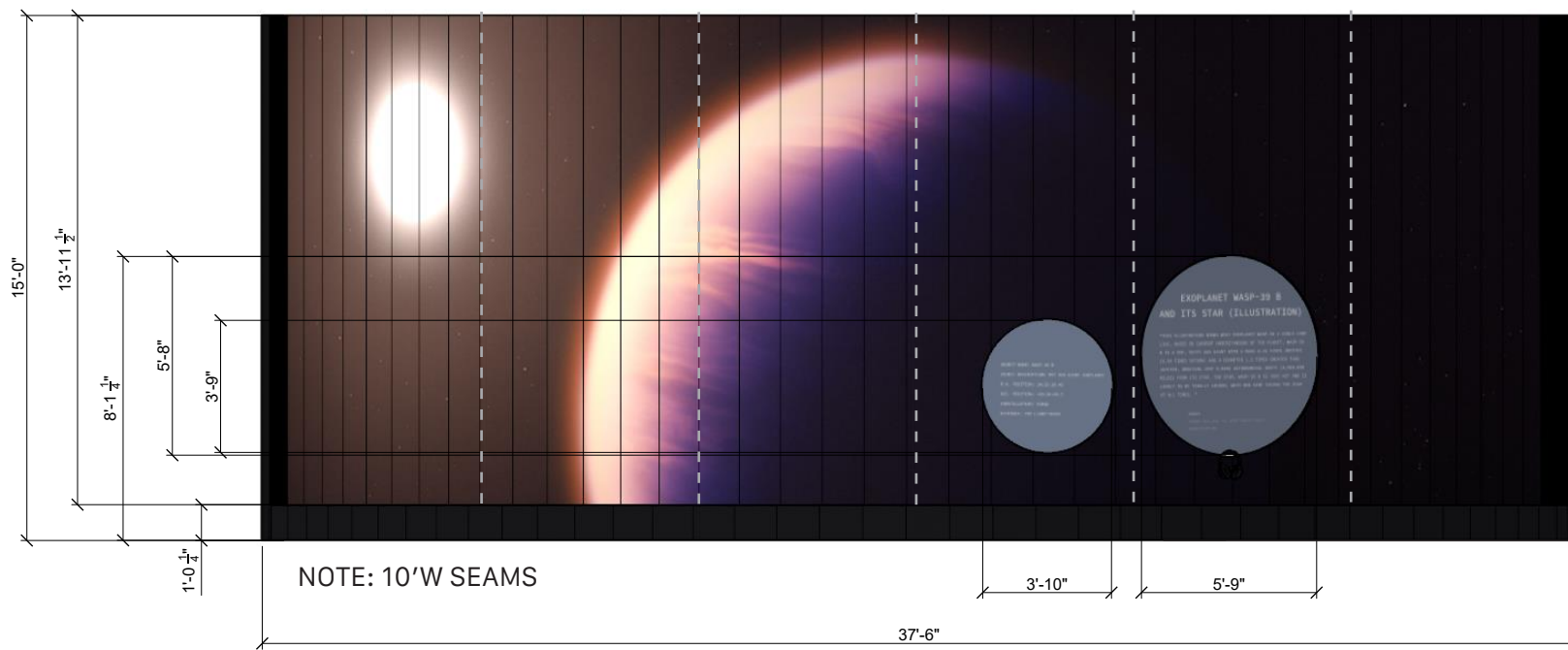
IMMERSIVE GRAPHIC SPEC.



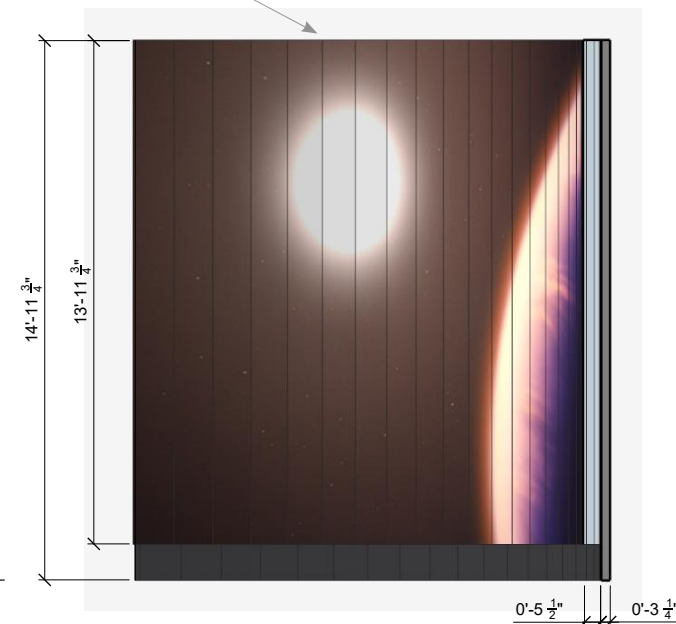
1 IMMERSIVE GRAPHIC TOP VIEW
SCALE: 3/16" = 1'0"



03.02.00
GRAPHIC TYPE F.04



2 IMMERSIVE GRAPHIC FRONT ELEVATION
SCALE: 3/16" = 1'0"



3 IMMERSIVE GRAPHIC SECTION CUT
SCALE: 3/16" = 1'0"



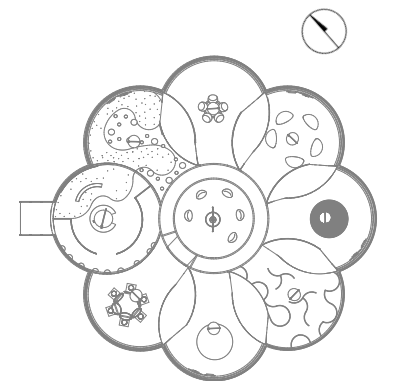
GRACE WOELKERS

SIGN TYPE	000
PROJECT	EXIST
DATE	12.09.2022
GRAPHIC TYPE	AS NOTED
SIGN NO.	AS NOTED
SCALE	AS NOTED

NOTES


These drawings are not for construction. Contractors shall always verify and be responsible for all dimensions and conditions and inform this office of any variations prior to performing work. Written dimensions shall have authority over scaled dimensions. This office shall review contractor's shop details prior to fabrication. Mounting detail to be reviewed and modified based on recommendations from fabricator.

KEY PLAN




IMMERSIVE GRAPHIC ILL.


NOTE: 10'W SEAMS




3



5



6



8

EXOPLANET WASP-39 B AND ITS STAR (ILLUSTRATION)

"THIS ILLUSTRATION SHOWS WHAT EXOPLANET WASP-39 B COULD LOOK LIKE, BASED ON CURRENT UNDERSTANDING OF THE PLANET. WASP-39 B IS A HOT, SUPER-EARTH SIZE PLANET WITH A MASS 8.2 TIMES GREATER THAN EARTH, ORBITING JUST 6 HOURS AWAY FROM ITS STAR. WASP-39 B IS LIKELY TO BE TIDALLY LOCKED, WITH ONE SIDE FACING THE STAR AT ALL TIMES."

PROJECT NAME: EXIST
 CLIENT: EXISTENTIAL ARTS AND DESIGN
 S.P.A. MEETING: 01.10.2022
 FILE: EXIST-ILLUSTRATION-03
 ILLUSTRATION: GRACE WOELKERS
 SETTINGS: 24 LIGHT YEARS FROM EARTH
 FORMING: 100% FROM GASES
 SIZE: 1.2 TIMES EARTH
 PERIOD: 3.9 DAYS
 DISTANCE FROM SUN: 385 LIGHT YEARS
 TEMPERATURE: 1300 K

EXOPLANET GJ 1214 B AND ITS STAR (ILLUSTRATION)

"ILLUSTRATION SHOWS WHAT EXOPLANET GJ 1214 B COULD LOOK LIKE BASED ON CURRENT UNDERSTANDING OF THE PLANET. GJ 1214 B, A SUPER-EARTH SIZE EXOPLANET, ORBITS AT 1.5 LIGHT-YEARS FROM EARTH, IS ONE OF THE MOST CLOSELY ORBITING IN THE GALAXY. PREVIOUS SPECTROSCOPIC OBSERVATIONS INDICATE THAT THE PLANET IS SHROUDED IN A THICK LAYER OF WATER VAPOR, WHICH MAY BE ONE OF THE MOST TIDALLY LOCKED PLANETS IN THE GALAXY. THIS ILLUSTRATION IS BASED ON THE CURRENT UNDERSTANDING OF GJ 1214 B'S ATMOSPHERE."

PROJECT NAME: EXIST
 CLIENT: EXISTENTIAL ARTS AND DESIGN
 S.P.A. MEETING: 01.10.2022
 FILE: EXIST-ILLUSTRATION-05
 ILLUSTRATION: GRACE WOELKERS
 SETTINGS: 1.5 LIGHT YEARS FROM EARTH
 FORMING: 100% FROM GASES
 SIZE: 1.2 TIMES EARTH
 PERIOD: 1.75 DAYS
 DISTANCE FROM SUN: 12.24 LIGHT YEARS
 TEMPERATURE: 273 K

EXOPLANET LHS 3844 B AND ITS STAR (ILLUSTRATION)

"ILLUSTRATION SHOWS WHAT EXOPLANET LHS 3844 B COULD LOOK LIKE, BASED ON CURRENT UNDERSTANDING OF THE PLANET. LHS 3844 B IS A SUPER-EARTH SIZE PLANET WITH A MASS 12.7 TIMES GREATER THAN EARTH, ORBITING 49 LIGHT-YEARS FROM ITS STAR. THE PLANET IS HOT, WITH SURFACE TEMPERATURES CALCULATED TO BE HIGHER THAN 2,000 DEGREES CELSIUS. PREVIOUS STUDIES SHOW THAT THE PLANET IS LIKELY TO HAVE A SUBSTANTIAL ATMOSPHERE AND THAT THE SURFACE MAY BE COVERED BY OCEAN. HOWEVER, EXACTLY HOW THE SURFACE LOOKS IS UNKNOWN."

PROJECT NAME: EXIST
 CLIENT: EXISTENTIAL ARTS AND DESIGN
 S.P.A. MEETING: 01.10.2022
 FILE: EXIST-ILLUSTRATION-06
 ILLUSTRATION: GRACE WOELKERS
 SETTINGS: 49 LIGHT YEARS FROM EARTH
 FORMING: 100% FROM GASES
 SIZE: 1.2 TIMES EARTH
 PERIOD: 1.1 DAYS
 DISTANCE FROM SUN: 49 LIGHT YEARS
 TEMPERATURE: 2000 K

EXOPLANET TOI-421 B AND ITS STAR (ILLUSTRATION)

"ILLUSTRATION OF WHAT EXOPLANET TOI-421 B COULD LOOK LIKE. TOI-421 B IS A HOT SUPER-EARTH SIZE EXOPLANET ORBITING A SUN-LIKE STAR ROUGHLY 124 LIGHT-YEARS FROM EARTH. TOI-421 B IS THOUGHT TO HAVE A CLEAR ATMOSPHERE FREE OF MOISTURE AND CLOUDS. THIS ILLUSTRATION IS BASED ON THE CURRENT UNDERSTANDING OF THE PLANET AND ITS STAR, AND PREDICTIONS ABOUT THE LIKELY PROPERTIES OF THE PLANET'S ATMOSPHERE. SPECTROSCOPIC DATA FROM HERE WILL HELP US BETTER UNDERSTAND THE COMPOSITION OF THE PLANET'S ATMOSPHERE."

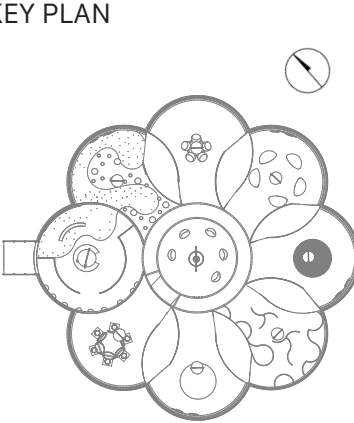
PROJECT NAME: EXIST
 CLIENT: EXISTENTIAL ARTS AND DESIGN
 S.P.A. MEETING: 01.10.2022
 FILE: EXIST-ILLUSTRATION-08
 ILLUSTRATION: GRACE WOELKERS
 SETTINGS: 124 LIGHT-YEARS FROM EARTH
 FORMING: 100% FROM GASES
 SIZE: 1.2 TIMES EARTH
 PERIOD: 1.26 DAYS
 DISTANCE FROM SUN: 124 LIGHT YEARS
 TEMPERATURE: 1300 K



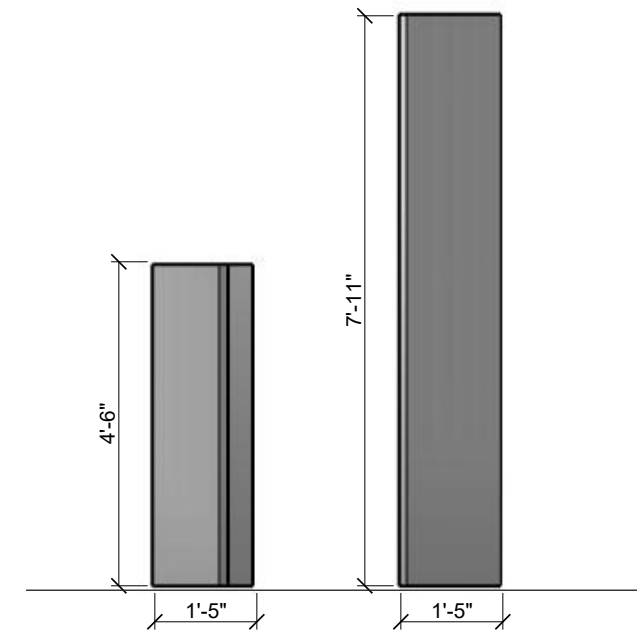
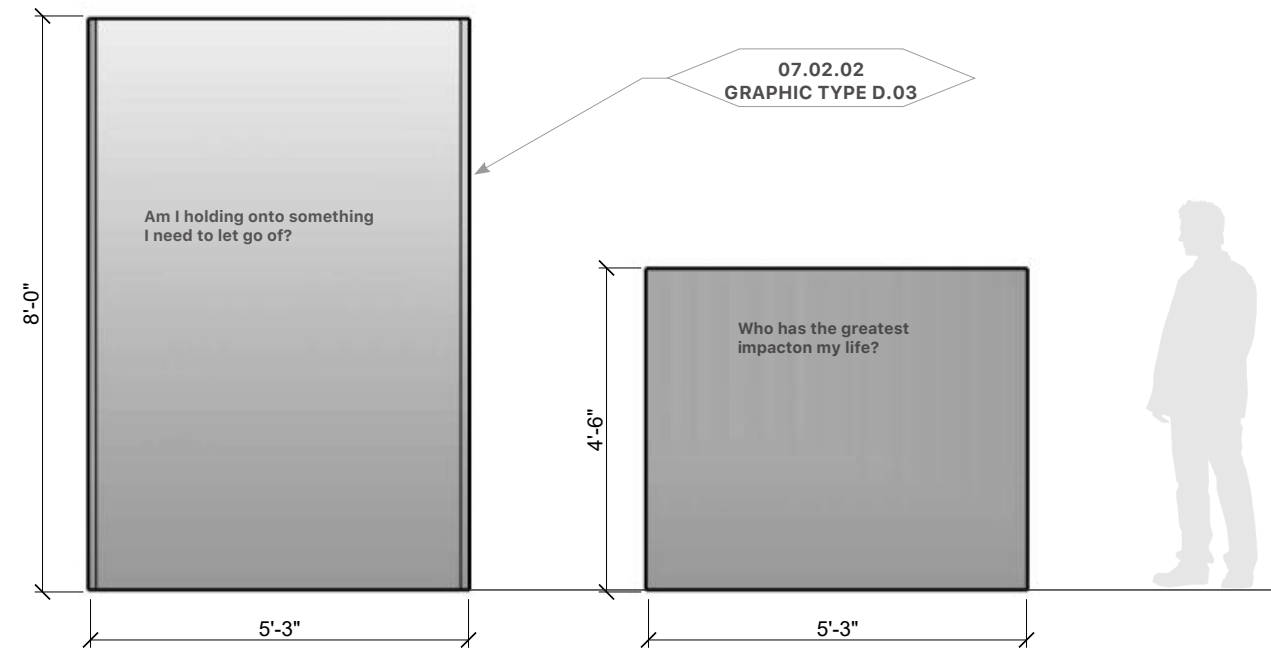
GRACE WOELKERS

SIGN TYPE	000
PROJECT	EXIST
DATE	12.09.2022
GRAPHIC TYPE	AS NOTED
SIGN NO.	AS NOTED
SCALE	AS NOTED

NOTES
 These drawings are not for construction. Contractors shall always verify and be responsible for all dimensions and conditions and inform this office of any variations prior to performing work. Written dimensions shall have authority over scaled dimensions. This office shall review contractor's shop details prior to fabrication. Mounting detail to be reviewed and modified based on recommendations from fabricator.



CONTENT GRAPHIC SPEC.



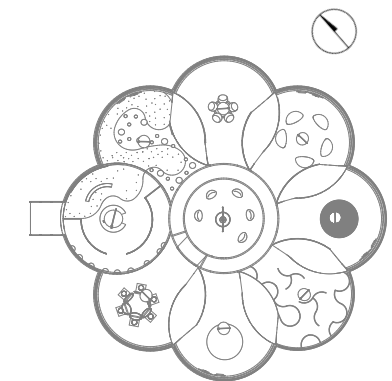
GRACE WOELKERS

SIGN TYPE	000
PROJECT	EXIST
DATE	12.09.2022
GRAPHIC TYPE	AS NOTED
SIGN NO.	AS NOTED
SCALE	AS NOTED

NOTES

These drawings are not for construction. Contractors shall always verify and be responsible for all dimensions and conditions and inform this office of any variations prior to performing work. Written dimensions shall have authority over scaled dimensions. This office shall review contractor's shop details prior to fabrication. Mounting detail to be reviewed and modified based on recommendations from fabricator.

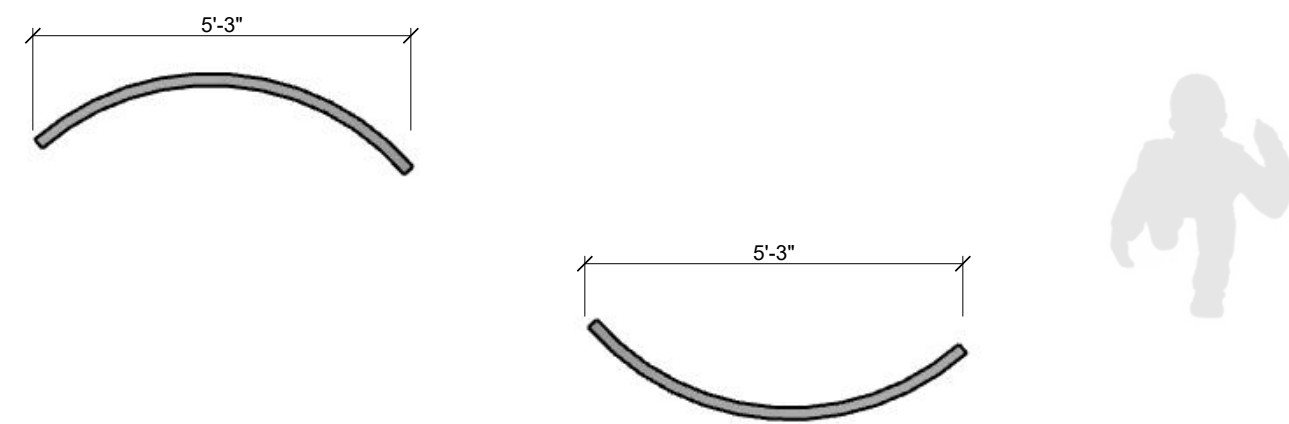
KEY PLAN



DRAWING NO.
EX. 5.11

1 CONTENT GRAPHIC FRONT ELEVATION
SCALE: 3/16" = 1'0"

2 CONTENT GRAPHIC SIDE ELEVATION
SCALE: 3/16" = 1'0"



3 CONTENT GRAPHIC TOP VIEW
SCALE: 3/16" = 1'0"

CONTENT GRAPHIC TEXT

Am I holding onto something I need to let go of?

Am i letting matters that are out of my control increase my stress levels?

When did I last push the boundaries of my comfort zone?

When's the last time I did something for me?

When's the last time I did something for someone else?

What have I given up on and do I want to try again?

Is it more important to me to love or be loved?

Who has had the greatest influence on my life?

Does it really matter how others perceive me?

Do I hold good intention behind my actions?

To what degree have I been responsible for my own journey in life?

What small act of kindness was I once shown that I will never forget?

Am I taking anything for granted?

Am I living true to myself or what I believe others want me to be?

What am I really scared of and how is it holding me back?

What is life asking of me?



GRACE WOELKERS

SIGN TYPE 000

PROJECT EXIST

DATE 12.09.2022

GRAPHIC TYPE AS NOTED

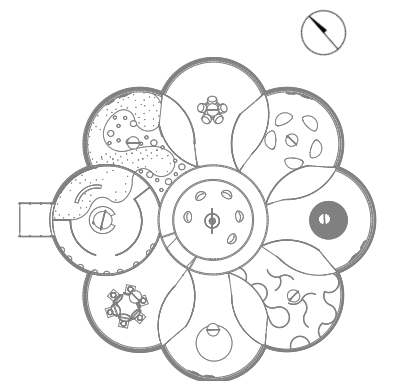
SIGN NO. AS NOTED

SCALE AS NOTED

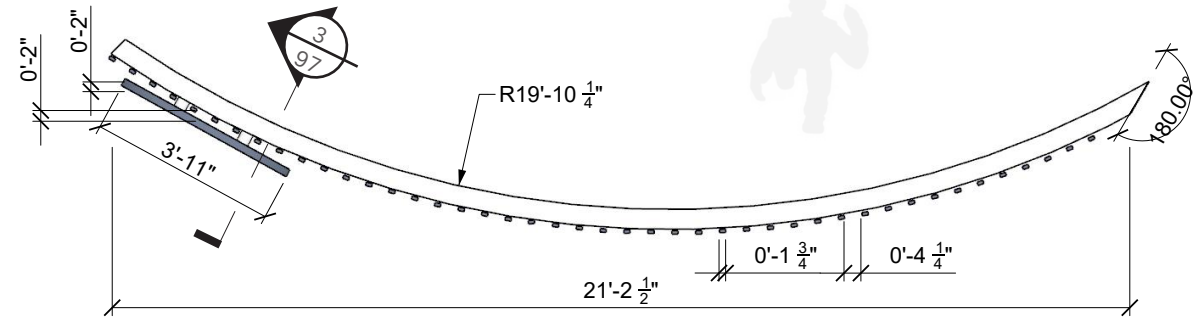
NOTES

These drawings are not for construction. Contractors shall always verify and be responsible for all dimensions and conditions and inform this office of any variations prior to performing work. Written dimensions shall have authority over scaled dimensions. This office shall review contractor's shop details prior to fabrication. Mounting detail to be reviewed and modified based on recommendations from fabricator.

KEY PLAN

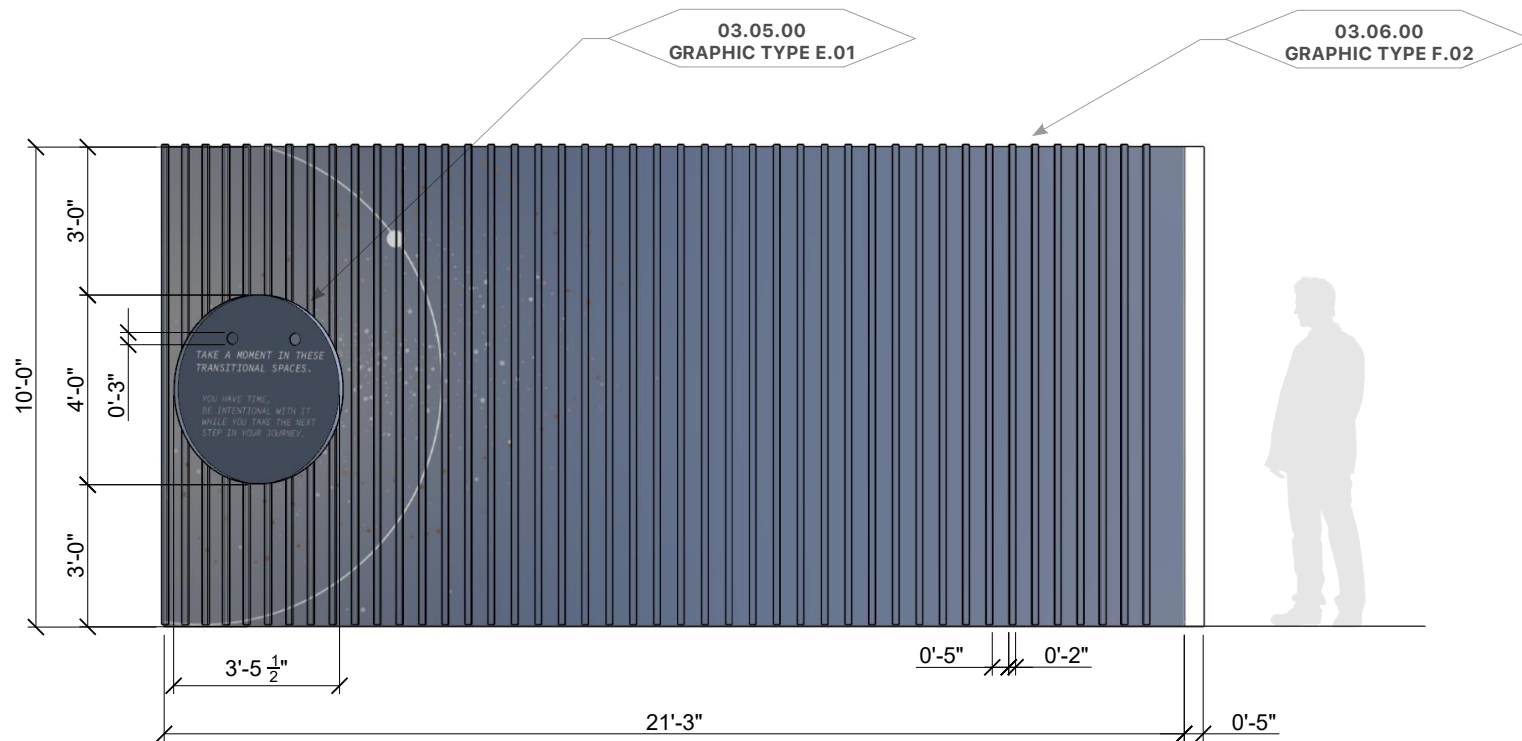


DIRECTIVE SPEC.



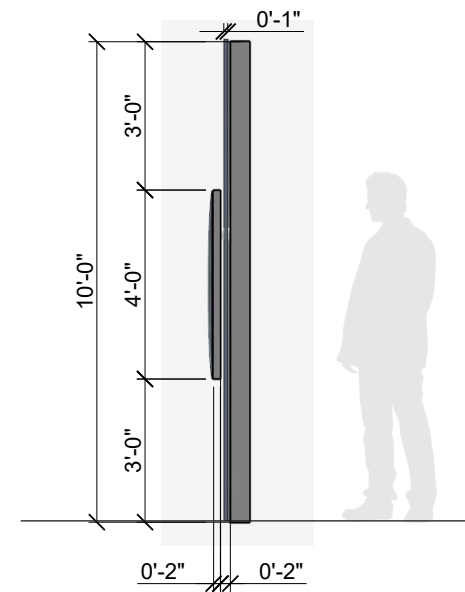
1 DIRECTIVE SIGNAGE TOP VIEW

SCALE: 1/4" = 1'0"



2 DIRECTIVE SIGNAGE FRONT ELEVATION

SCALE: 1/4" = 1'0"



3 DIRECTIVE SIGNAGE SECTION CUT

SCALE: 1/4" = 1'0"



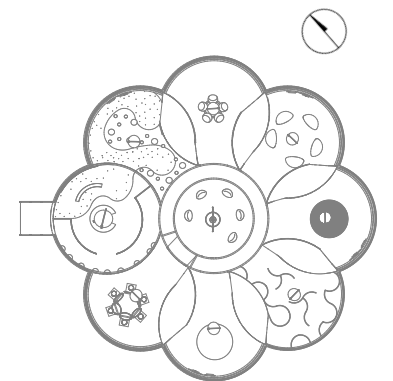
GRACE WOELKERS

SIGN TYPE	000
PROJECT	EXIST
DATE	12.09.2022
GRAPHIC TYPE	AS NOTED
SIGN NO.	AS NOTED
SCALE	AS NOTED

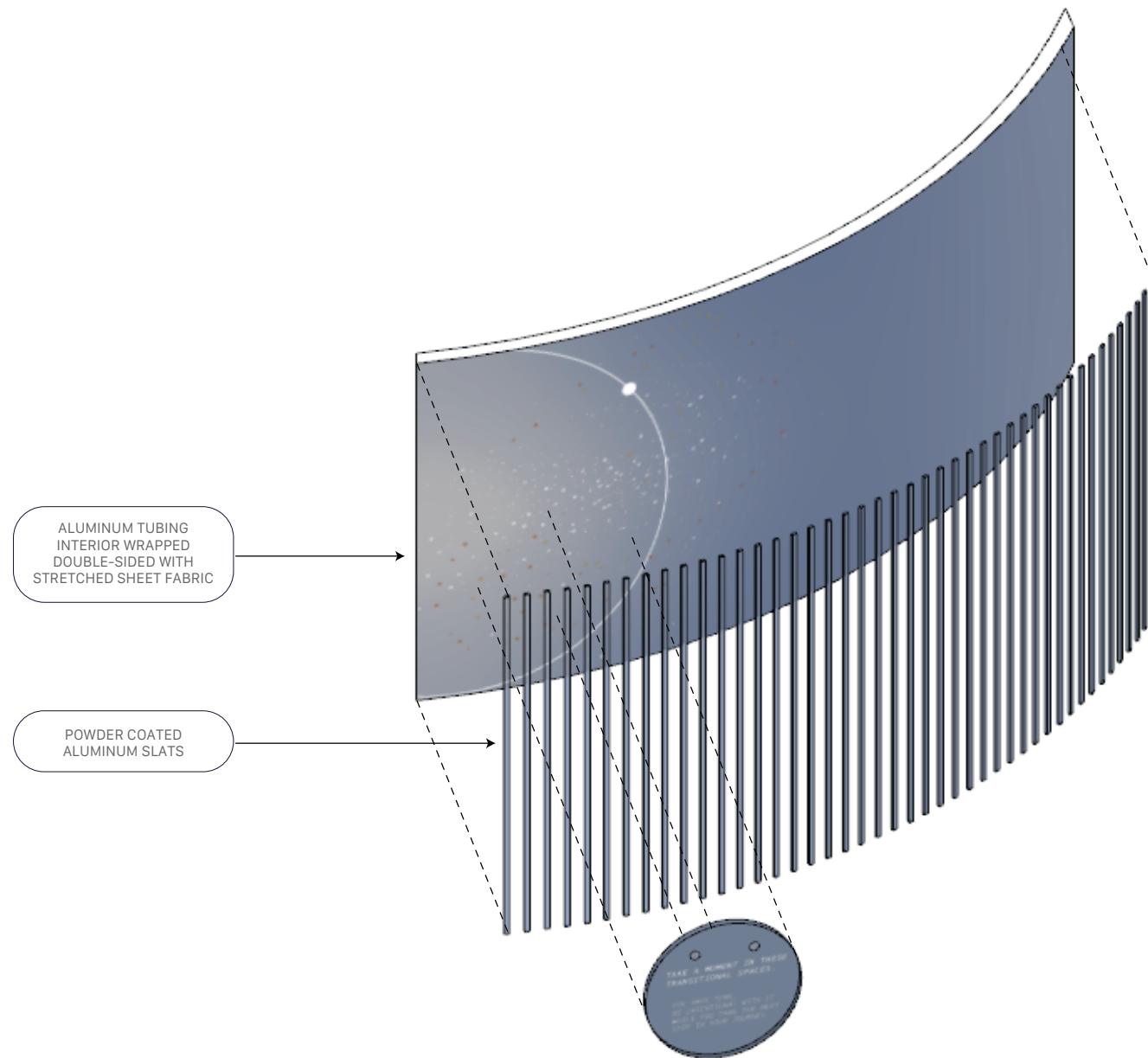
NOTES

These drawings are not for construction. Contractors shall always verify and be responsible for all dimensions and conditions and inform this office of any variations prior to performing work. Written dimensions shall have authority over scaled dimensions. This office shall review contractor's shop details prior to fabrication. Mounting detail to be reviewed and modified based on recommendations from fabricator.

KEY PLAN



DIRECTIVE SPEC.



4 DIRECTIVE SIGNAGE ISOMETRIC VIEW
SCALE: 1/4" = 1'0"



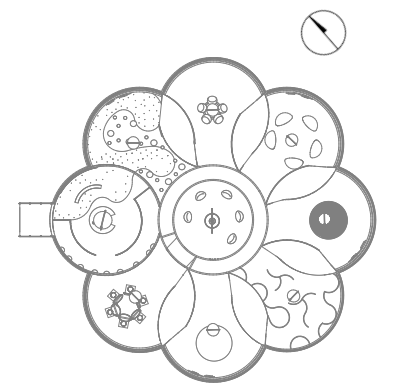
GRACE WOELKERS

SIGN TYPE	000
PROJECT	EXIST
DATE	12.09.2022
GRAPHIC TYPE	AS NOTED
SIGN NO.	AS NOTED
SCALE	AS NOTED

NOTES

These drawings are not for construction. Contractors shall always verify and be responsible for all dimensions and conditions and inform this office of any variations prior to performing work. Written dimensions shall have authority over scaled dimensions. This office shall review contractor's shop details prior to fabrication. Mounting detail to be reviewed and modified based on recommendations from fabricator.





KEY PLAN



DIRECTIVE ILL.

TAKE A MOMENT IN THESE
TRANSITIONAL SPACES.

YOU HAVE TIME,
BE INTENTIONAL WITH IT
WHILE YOU TAKE THE NEXT
STEP IN YOUR JOURNEY.



GRACE WOELKERS

SIGN TYPE 000

PROJECT EXIST

DATE 12.09.2022

GRAPHIC TYPE AS NOTED

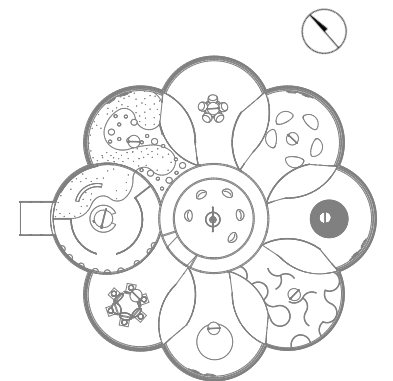
SIGN NO. AS NOTED

SCALE AS NOTED

NOTES

These drawings are not for construction. Contractors shall always verify and be responsible for all dimensions and conditions and inform this office of any variations prior to performing work. Written dimensions shall have authority over scaled dimensions. This office shall review contractor's shop details prior to fabrication. Mounting detail to be reviewed and modified based on recommendations from fabricator.

KEY PLAN



DRAWING NO.
EX. 5.15



GRACE WOELKERS

EXPERIENCE DESIGN

Originally from Scranton, Pennsylvania, Grace Woelkers is a creative, multidisciplinary designer bringing experiences to life through visuals, imagery, and ideation. She graduated from Loyola University Maryland in 2020 with a BBA Degree in Marketing and is receiving her MA Degree in Exhibition and Experience Design from the Fashion Institute of Technology in New York.

Grace designs with the goal of opening minds and changing perspectives through immersive, multi-sensory storytelling and virtual and physical environment design. Her work introduces a different lens to subjects and creates transformative moments with the sight of discovery and exploration of profound newness.

**Copyright 2022 by Grace Woelkers
All Rights Reserved**

In partial fulfillment of the requirements for the degree of
Master of Arts in Exhibition and Experience Design

December 2022

Brenda Cowan, Professor
Christina Lyons, Chairperson

Dr. Brooke Carlson, Interim Dean

**FASHION INSTITUTE OF TECHNOLOGY
School of Graduate Studies**